

Constant Contact Survey Results

Survey Name: Wellness Promotion Policy and Healthy School Teams - Annual Survey - FY16

Response Status: Partial & Completed

Filter: None

Nov 21, 2016 9:46:07 AM

1. Please enter the information indicated below.

First Name

Last Name

Email Address

Role

School Name

School Type (Elementary, Middle, High, K-8,
etc.)

2. What are the official school roles of the members on the Healthy School Team at your school for 5 please indicate who the Healthy School Team Leader is.

	Number of Response(s)
Principal	93
Assistant Principal	124
Wellness Designee	90
Wellness Champion (Employee Wellness)	116
SFS Manager	97
Physical Education Teacher	132
Guidance Counselor	60
School Nurse	75
Afterschool Programming Director	49
Parent(s)	18
Student(s)	16
Community Member(s)	8
Other	76
Total	198
107 Comment(s)	

3. Please list the names of the team members selected in the previous question (in the order you sel

198 Response(s)

4. How does the staff at your school receive updates regarding wellness initiatives including the We healthy campaigns, etc.? Check all that apply.

	Number of Response(s)
Email	189
Newsletters	55
US Mail	5
Phone Call Out Messages	13
Morning / Afternoon Announcements	54
Facebook	10
Instagram	3
Twitter	16
Wellness Champion	105
Healthy School Team Leader	57
Other	33
Total	197
16 Comment(s)	

5. How do the employees at your school promote and adhere to the Tobacco Free Environment "No tobacco, illegal drugs and alcohol consumption set forth in School Board Policy 7.19? Check all that apply.

	Number of Response(s)
Verbally	133
School Events	48
Sinage	97
School Handbooks	128
Other	14
Total	197
13 Comment(s)	

6. How is the "Green School Initiative" implemented and demonstrated in daily school practices at your school? Check all that apply.

	Number of Response(s)
Recycling	175
Energy Conservation	120
Indoor Air Quality Protection	48
Composting	26

Other	38
Total	197
20 Comment(s)	

7. What afterschool programming activities does your school provide to students? Check all that apply.

	Number of Response(s)
Cooking Clubs	65
Running Clubs	83
Gardening Clubs	107
Mindfulness Clubs	17
Yoga	28
Dance Clubs	100
PTA / PTSA Activities	55
Other	82
Total	197
30 Comment(s)	

8. What afterschool programming activities does your school provide to staff? Check all that apply.

	Number of Response(s)
Cooking Clubs	3
Running Clubs	36
Gardening Clubs	19
Mindfulness Clubs	4
Yoga	24
Dance Clubs	5
Staff Development Training	108
PTA / PTSA Activities	42
Other	83
Total	197
27 Comment(s)	

9. Are you interested in having volunteers on campus to assist with your wellness projects and initiatives?

	Number of Response(s)
Yes (please list projects and initiatives below)	77
No	120
No Responses	1
Total	198
60 Comment(s)	

10. How does your school provide students with Nutrition Education activities and resources? Check all that apply.

	Number of Response(s)
Health Fairs	47
Guest Speakers	64
Morning / Afternoon Announcements	118
School Newsletter	73
Commit 2B Fit	76
Other	45
Total	193
21 Comment(s)	

11. Has your school established nutritional standard requirements for classroom parties, fundraisers, community events?

	Number of Response(s)
Yes (please describe below)	84
No	109
No Responses	5
Total	198
77 Comment(s)	

12. Does your school have a garden?

	Number of Response(s)
Yes	128
No	55

We would like to have a garden on campus (please add the name and email	27
Total	194
44 Comment(s)	

13. If your school has a garden, what is done with the food that is harvested?

	Number of Response(s)
Sold on or off campus	8
Samples are provided to students	81
We don't have a school garden	62
Other	54
Total	192
33 Comment(s)	

14. Provide the names, roles and email addresses of the garden contacts at your school. (If you don't write "no garden" and provide the name and email address of the confidential secretary at your school)

192 Response(s)

15. If School Food Service is not the only source of food SOLD to students during the school day (from the official school days ends), identify where students at your school purchase food.

	Number of Response(s)
Vending Machines	34
School Stores	12
Snack / Coffee Bar	5
Concession Stand	13
Classroom Party	13
School Fundraisers	59
Teacher Classrooms	5
Other	96
Total	192
63 Comment(s)	

16. Based upon your responses in the previous question, please indicate what items are SOLD and how these items are sold. Please list your responses in the order of your selections above.

191 Response(s)

17. Do you use the Smart Snack Calculator located on the District's School Food Service website to with food items SOLD outside of the cafeteria.

	Number of Response(s)
Yes	89
No (please describe the process followed on campus to ensure compliance.)	103
No Responses	6
Total	198
69 Comment(s)	

18. Each school level has an allowable number of days where food fundraisers SOLD to students may exceed the Smart Snack Guidelines. These are referred to as "exemptions" or "exempted" food fundraisers. In the box below, please describe each "exempted" food fundraiser conducted at your school this year. The following information must be provided for each "exempted" food fundraiser: Type of Food SOLD to students (candy, doughnuts, snow cones, ice cream, etc.), Date(s) SOLD to students Example: Type of Food SOLD: Candy Bars Dates and Times SOLD: April 1, 2, 3, 4

192 Response(s)

19. How does your school encourage students to participate in physical activity? Check all that apply.

	Number of Response(s)
Field Day Events	141
Walking Classroom	33
Organized Walks / Runs	82
Adventure to Fitness (ATF)	28
Commit 2B Fit	63
PEP Grant	11
South Florida Kids Mile	35
Jump Rope for Heart	110
Intramural Sports Activities	63
Other	59
Total	190
27 Comment(s)	

20. How does your school encourage staff to participate in physical activity? Check all that apply.

	Number of Response(s)
Field Day Events	104
Walking Classroom	28
Organized Walks / Runs	94
Adventure to Fitness (ATF)	18
Commit 2B Fit	41
PEP Grant	4
Professional Development	49
South Florida Kids Mile	14
Jump Rope for Heart	61
Intramural Sports Activities	33
Other	60
Total	190
26 Comment(s)	

21. What resources are classroom teachers currently using on campus to provide activity breaks throughout the day? Check all that apply.

	Number of Response(s)
Go Noodle	88
Adventure to Fitness (AFT)	41
Other	110
Total	190
35 Comment(s)	

22. Which grades at your school participate in recess in addition to physical education? Check all that apply.

	Number of Response(s)
Pre-K	63
Kindergarten	108
First Grade	108
Second Grade	105
Third Grade	99
Fourth Grade	96
Fifth Grade	94
Sixth Grade	20
Seventh Grade	20
Eighth Grade	20
Other	68
Total	190

36 Comment(s)

23. Provide a breakdown by grade indicating how many days per week and how long each day recess example: Kindergarten: 1 day/week; 20 minutes.

190 Response(s)

24. How often do students in grades K-5 receive physical education instruction from the physical ed

	Number of Response(s)
Daily	11
1x / week	61
2x / week	22
3x / week	8
4x / week	0
Other	88
No Responses	8
Total	198

41 Comment(s)

25. Are counseling resources available on your campus to address the academic, social and emotional students attending your school?

	Number of Response(s)
Yes (please provide details in the comment box)	181
No	9
No Responses	8
Total	198

150 Comment(s)

26. If your school has implemented wellness practices that are more robust than what is required by please explain.


99 Response(s)

27. Please indicate who will be on your Healthy School Team in SY17. Please indicate who the Health Team members will be in the comment box.

	Number of Response(s)
Principal	91
Assistant Principal	128
Wellness Designee	101
Wellness Champion (Employee Wellness)	124
SFS Manager	96
Physical Education Teacher	146
Guidance Counselor	77
School Nurse	91
Afterschool Programming Director	57
Parent(s)	27
Student(s)	25
Community Member(s)	7
Other	46
Total	190
70 Comment(s)	

28. Please list the names of the team members selected in the previous question (in the order you selected them).

190 Response(s)



198


198

198

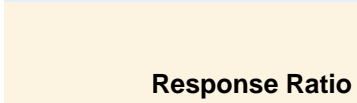
198

198

198



SY16? In the comment box,



Response Ratio

46.9%

62.6%

45.4%

58.5%

48.9%

66.6%

30.3%

37.8%

24.7%


9.0%

8.0%

4.0%

38.3%

100%



ected them.)

Illness Rewards program,

Response Ratio

95.9%
27.9%
2.5%
6.5%
27.4%
5.0%
1.5%
8.1%
53.2%
28.9%
16.7%
100%

**Use" policy regarding
it apply.**

Response Ratio

67.5%
24.3%
49.2%
64.9%
7.1%
100%

our school? Check all that

Response Ratio

88.8%
60.9%
24.3%
13.1%

19.2%
100%

ply.

Response Ratio
32.9%
42.1%
54.3%
8.6%
14.2%
50.7%
27.9%
41.6%
100%

Response Ratio
1.5%
18.2%
9.6%
2.0%
12.1%
2.5%
54.8%
21.3%
42.1%
100%

atives?

Response Ratio

38.8%

60.6%

<1%

100%

ck all that apply.

Response Ratio

24.3%

33.1%

61.1%

37.8%

39.3%

23.3%

100%

s, evening and/or

Response Ratio

42.4%

55.0%

2.5%

100%

Response Ratio

65.9%

28.3%

13.9%

100%

Response Ratio

4.1%

42.1%

32.2%

28.1%

100%

't have a school garden,
ool.)

midnight to 30 minutes after

Response Ratio

17.7%

6.2%

2.6%

6.7%

6.7%

30.7%

2.6%

50.0%

100%

the times during the day

determine compliance

Response Ratio

44.9%

52.0%

3.0%

100%

**ay fall outside the Smart
x below, please provide
JST be submitted for each
eam, etc.)Dates and Times
and 5th - from 3pm to 4pm**

ly.

Response Ratio

74.2%

17.3%

43.1%

14.7%

33.1%

5.7%


18.4%

57.8%

33.1%

31.0%

100%



Response Ratio

54.7%
14.7%
49.4%
9.4%
21.5%
2.1%
25.7%
7.3%
32.1%
17.3%
31.5%
100%

throughout the school day?

Response Ratio

46.3%
21.5%
57.8%
100%

that apply.

Response Ratio

33.1%
56.8%
56.8%
55.2%
52.1%
50.5%
49.4%
10.5%
10.5%
10.5%
35.7%
100%

is takes place. For

ucation teacher.

Response Ratio

5.5%

30.8%

11.1%

4.0%

0.0%

44.4%

4.0%

100%

nal well-being needs of all

Response Ratio

91.4%

4.5%

4.0%

100%

the District's policy,

hy School Team Leader

Response Ratio

47.8%
67.3%
53.1%
65.2%
50.5%
76.8%
40.5%
47.8%
30.0%
14.2%
13.1%
3.6%
24.2%
100%

ected them.)