

	Number of Students	Mean Scale Score (325-475)	Percentage Passing (Level 3 or Above)	Percentage in Each Achievement Level				
				Level 1 (325-374)	Level 2 (375-398)	Level 3 (399-424)	Level 4 (425-436)	Level 5 (437-475)
<b>0081 – JUPITER HIGH SCHOOL</b>								
<b>School Totals for First-Time Testers</b>								
Grade 9	3	—	—	—	—	—	—	—
All Grades	3	—	—	—	—	—	—	—
<b>School Total for Retakers</b>								
All Grades	54	393	52	13	35	52	0	0
<b>School Total</b>								
All Grades	57	394	53	12	35	51	2	0
<b>0121 – HOWELL L. WATKINS MIDDLE SCHOOL</b>								
<b>School Total for Retakers</b>								
All Grades	6	—	—	—	—	—	—	—
<b>School Total</b>								
All Grades	6	—	—	—	—	—	—	—
<b>0151 – SUNCOAST COMMUNITY HIGH SCHOOL</b>								
<b>School Total for Retakers</b>								
All Grades	11	406	64	0	36	64	0	0
<b>School Total</b>								
All Grades	11	406	64	0	36	64	0	0
<b>0201 – JOHN F. KENNEDY MIDDLE SCHOOL</b>								
<b>School Total for Retakers</b>								
All Grades	2	—	—	—	—	—	—	—
<b>School Total</b>								
All Grades	2	—	—	—	—	—	—	—
<b>0395 – ALEXANDER W DREYFOOS JR SCHOOL</b>								
<b>School Totals for First-Time Testers</b>								
Grade 9	2	—	—	—	—	—	—	—
All Grades	2	—	—	—	—	—	—	—
<b>School Total for Retakers</b>								
All Grades	10	399	70	10	20	60	10	0
<b>School Total</b>								
All Grades	12	403	75	8	17	58	17	0

• To provide meaningful results and to protect the privacy of individual students, no data are reported if the number of students is less than ten or if all students would be reported in the same category (e.g., the same Achievement Level). A dash (—) appears when data are suppressed.

• Percentages may not add to 100 due to rounding.

	Number of Students	Mean Scale Score (325-475)	Percentage Passing (Level 3 or Above)	Percentage in Each Achievement Level				
				Level 1 (325-374)	Level 2 (375-398)	Level 3 (399-424)	Level 4 (425-436)	Level 5 (437-475)
<b>0581 – FOREST HILL COMMUNITY HIGH SCHOOL</b>								
<b>School Total for Retakers</b>								
All Grades	103	384	21	23	55	20	1	0
<b>School Total</b>								
All Grades	103	384	21	23	55	20	1	0
<b>0691 – LAKE WORTH HIGH SCHOOL</b>								
<b>School Totals for First-Time Testers</b>								
Grade 9	3	—	—	—	—	—	—	—
Grade 11	1	—	—	—	—	—	—	—
All Grades	4	—	—	—	—	—	—	—
<b>School Total for Retakers</b>								
All Grades	153	385	33	27	39	33	1	0
<b>School Total</b>								
All Grades	157	385	34	27	39	34	1	0
<b>0761 – LANTANA MIDDLE SCHOOL</b>								
<b>School Totals for First-Time Testers</b>								
Grade 8	1	—	—	—	—	—	—	—
All Grades	1	—	—	—	—	—	—	—
<b>School Total for Retakers</b>								
All Grades	5	—	—	—	—	—	—	—
<b>School Total</b>								
All Grades	6	—	—	—	—	—	—	—
<b>0842 – TURNING POINTS ACADEMY</b>								
<b>School Total for Retakers</b>								
All Grades	4	—	—	—	—	—	—	—
<b>School Total</b>								
All Grades	4	—	—	—	—	—	—	—
<b>0862 – ATLANTIC HIGH SCHOOL</b>								
<b>School Totals for First-Time Testers</b>								
Grade 9	4	—	—	—	—	—	—	—
All Grades	4	—	—	—	—	—	—	—

• To provide meaningful results and to protect the privacy of individual students, no data are reported if the number of students is less than ten or if all students would be reported in the same category (e.g., the same Achievement Level). A dash (—) appears when data are suppressed.

• Percentages may not add to 100 due to rounding.

	Number of Students	Mean Scale Score (325-475)	Percentage Passing (Level 3 or Above)	Percentage in Each Achievement Level				
				Level 1 (325-374)	Level 2 (375-398)	Level 3 (399-424)	Level 4 (425-436)	Level 5 (437-475)
<b>0862 – ATLANTIC HIGH SCHOOL (continued)</b>								
<b>School Total for Retakers</b>								
All Grades	68	384	24	22	54	24	0	0
<b>School Total</b>								
All Grades	72	385	25	22	53	25	0	0
<b>0961 – BOCA RATON COMMUNITY HIGH SCHOOL</b>								
<b>School Totals for First-Time Testers</b>								
Grade 10	1	—	—	—	—	—	—	—
Grade 11	2	—	—	—	—	—	—	—
All Grades	3	—	—	—	—	—	—	—
<b>School Total for Retakers</b>								
All Grades	44	393	43	14	43	43	0	0
<b>School Total</b>								
All Grades	47	395	45	15	40	40	2	2
<b>1361 – JOHN I. LEONARD HIGH SCHOOL</b>								
<b>School Totals for First-Time Testers</b>								
Grade 9	2	—	—	—	—	—	—	—
Grade 11	1	—	—	—	—	—	—	—
All Grades	3	—	—	—	—	—	—	—
<b>School Total for Retakers</b>								
All Grades	62	389	47	16	37	47	0	0
<b>School Total</b>								
All Grades	65	389	46	15	38	46	0	0
<b>1371 – PALM BEACH GARDENS HIGH SCHOOL</b>								
<b>School Totals for First-Time Testers</b>								
Grade 9	2	—	—	—	—	—	—	—
Grade 11	1	—	—	—	—	—	—	—
All Grades	3	—	—	—	—	—	—	—
<b>School Total for Retakers</b>								
All Grades	117	387	32	19	50	31	1	0
<b>School Total</b>								
All Grades	120	387	33	18	49	32	1	0

• To provide meaningful results and to protect the privacy of individual students, no data are reported if the number of students is less than ten or if all students would be reported in the same category (e.g., the same Achievement Level). A dash (—) appears when data are suppressed.

• Percentages may not add to 100 due to rounding.

	Number of Students	Mean Scale Score (325-475)	Percentage Passing (Level 3 or Above)	Percentage in Each Achievement Level				
				Level 1 (325-374)	Level 2 (375-398)	Level 3 (399-424)	Level 4 (425-436)	Level 5 (437-475)
<b>1461 – INLET GROVE COMMUNITY HIGH SCHOOL</b>								
<b>School Totals for First-Time Testers</b>								
Grade 9	1	—	—	—	—	—	—	—
All Grades	1	—	—	—	—	—	—	—
<b>School Total for Retakers</b>								
All Grades	28	—	—	—	—	—	—	—
<b>School Total</b>								
All Grades	29	374	3	38	59	3	0	0
<b>1611 – SANTALUCES COMMUNITY HIGH</b>								
<b>School Totals for First-Time Testers</b>								
Grade 8	1	—	—	—	—	—	—	—
Grade 9	52	394	40	13	46	38	2	0
Grade 10	1	—	—	—	—	—	—	—
All Grades	54	394	43	13	44	41	2	0
<b>School Total for Retakers</b>								
All Grades	61	390	43	18	39	41	2	0
<b>School Total</b>								
All Grades	115	392	43	16	42	41	2	0
<b>1641 – GOLD COAST COMMUNITY SCHOOL</b>								
<b>School Total for Retakers</b>								
All Grades	16	373	6	50	44	6	0	0
<b>School Total</b>								
All Grades	16	373	6	50	44	6	0	0
<b>1681 – SPANISH RIVER COMMUNITY HIGH SCHOOL</b>								
<b>School Total for Retakers</b>								
All Grades	26	396	50	12	38	46	4	0
<b>School Total</b>								
All Grades	26	396	50	12	38	46	4	0
<b>1691 – CRESTWOOD COMMUNITY MIDDLE</b>								
<b>School Total for Retakers</b>								
All Grades	9	—	—	—	—	—	—	—

• To provide meaningful results and to protect the privacy of individual students, no data are reported if the number of students is less than ten or if all students would be reported in the same category (e.g., the same Achievement Level). A dash (—) appears when data are suppressed.

• Percentages may not add to 100 due to rounding.

	Number of Students	Mean Scale Score (325-475)	Percentage Passing (Level 3 or Above)	Percentage in Each Achievement Level				
				Level 1 (325-374)	Level 2 (375-398)	Level 3 (399-424)	Level 4 (425-436)	Level 5 (437-475)
<b>1691 – CRESTWOOD COMMUNITY MIDDLE (continued)</b>								
<b>School Total</b>								
All Grades	9	—	—	—	—	—	—	—
<b>1701 – WELLINGTON LANDINGS MIDDLE</b>								
<b>School Totals for First-Time Testers</b>								
Grade 8	1	—	—	—	—	—	—	—
All Grades	1	—	—	—	—	—	—	—
<b>School Total for Retakers</b>								
All Grades	4	—	—	—	—	—	—	—
<b>School Total</b>								
All Grades	5	—	—	—	—	—	—	—
<b>1771 – PAHOKEE MIDDLE-SENIOR HIGH</b>								
<b>School Total for Retakers</b>								
All Grades	31	387	42	23	35	42	0	0
<b>School Total</b>								
All Grades	31	387	42	23	35	42	0	0
<b>1851 – PALM BEACH LAKES HIGH SCHOOL</b>								
<b>School Totals for First-Time Testers</b>								
Grade 7	1	—	—	—	—	—	—	—
Grade 9	2	—	—	—	—	—	—	—
Grade 11	1	—	—	—	—	—	—	—
All Grades	4	—	—	—	—	—	—	—
<b>School Total for Retakers</b>								
All Grades	134	387	34	25	41	34	1	0
<b>School Total</b>								
All Grades	138	387	33	25	41	33	1	0
<b>1971 – WATSON B. DUNCAN MIDDLE SCHOOL</b>								
<b>School Totals for First-Time Testers</b>								
Grade 8	1	—	—	—	—	—	—	—
All Grades	1	—	—	—	—	—	—	—
<b>School Total</b>								
All Grades	1	—	—	—	—	—	—	—


• To provide meaningful results and to protect the privacy of individual students, no data are reported if the number of students is less than ten or if all students would be reported in the same category (e.g., the same Achievement Level). A dash (—) appears when data are suppressed.

• Percentages may not add to 100 due to rounding.

	Number of Students	Mean Scale Score (325-475)	Percentage Passing (Level 3 or Above)	Percentage in Each Achievement Level				
				Level 1 (325-374)	Level 2 (375-398)	Level 3 (399-424)	Level 4 (425-436)	Level 5 (437-475)
<b>1981 – BEAR LAKES MIDDLE SCHOOL</b>								
<b>School Total for Retakers</b>								
All Grades	25	397	48	4	48	44	4	0
<b>School Total</b>								
All Grades	25	397	48	4	48	44	4	0
<b>1991 – OMNI MIDDLE SCHOOL</b>								
<b>School Totals for First-Time Testers</b>								
Grade 8	1	—	—	—	—	—	—	—
All Grades	1	—	—	—	—	—	—	—
<b>School Total for Retakers</b>								
All Grades	1	—	—	—	—	—	—	—
<b>School Total</b>								
All Grades	2	—	—	—	—	—	—	—
<b>2001 – PARK VISTA COMMUNITY HIGH SCHOOL</b>								
<b>School Totals for First-Time Testers</b>								
Grade 8	1	—	—	—	—	—	—	—
Grade 9	1	—	—	—	—	—	—	—
Grade 11	1	—	—	—	—	—	—	—
All Grades	3	—	—	—	—	—	—	—
<b>School Total for Retakers</b>								
All Grades	62	392	40	18	42	39	2	0
<b>School Total</b>								
All Grades	65	393	42	17	42	38	2	2
<b>2041 – CARVER MIDDLE SCHOOL</b>								
<b>School Totals for First-Time Testers</b>								
Grade 8	5	—	—	—	—	—	—	—
All Grades	5	—	—	—	—	—	—	—
<b>School Total</b>								
All Grades	5	—	—	—	—	—	—	—
<b>2181 – OLYMPIC HEIGHTS COMMUNITY HIGH</b>								
<b>School Totals for First-Time Testers</b>								
Grade 9	1	—	—	—	—	—	—	—

• To provide meaningful results and to protect the privacy of individual students, no data are reported if the number of students is less than ten or if all students would be reported in the same category (e.g., the same Achievement Level). A dash (—) appears when data are suppressed.

• Percentages may not add to 100 due to rounding.



**Algebra 1  
End-of-Course Assessment  
District Report of Schools  
Summer 2014**

District **PALM BEACH**  
District ID **50**

	Number of Students	Mean Scale Score (325-475)	Percentage Passing (Level 3 or Above)	Percentage in Each Achievement Level				
				Level 1 (325-374)	Level 2 (375-398)	Level 3 (399-424)	Level 4 (425-436)	Level 5 (437-475)
<b>2181 – OLYMPIC HEIGHTS COMMUNITY HIGH (continued)</b>								
All Grades	1	—	—	—	—	—	—	—
<b>School Total for Retakers</b>								
All Grades	13	394	31	0	69	31	0	0
<b>School Total</b>								
All Grades	14	394	36	0	64	36	0	0
<b>2191 – WELLINGTON HIGH SCHOOL</b>								
<b>School Totals for First-Time Testers</b>								
Grade 9	4	—	—	—	—	—	—	—
All Grades	4	—	—	—	—	—	—	—
<b>School Total for Retakers</b>								
All Grades	80	395	48	13	40	48	0	0
<b>School Total</b>								
All Grades	84	396	49	12	39	46	2	0
<b>2201 – WILLIAM T. DWYER HIGH SCHOOL</b>								
<b>School Total for Retakers</b>								
All Grades	74	391	39	15	46	39	0	0
<b>School Total</b>								
All Grades	74	391	39	15	46	39	0	0
<b>2301 – GLADES CENTRAL HIGH SCHOOL</b>								
<b>School Totals for First-Time Testers</b>								
Grade 9	1	—	—	—	—	—	—	—
All Grades	1	—	—	—	—	—	—	—
<b>School Total for Retakers</b>								
All Grades	83	384	25	30	45	25	0	0
<b>School Total</b>								
All Grades	84	385	26	30	44	26	0	0
<b>2331 – ROYAL PALM BEACH HIGH SCHOOL</b>								
<b>School Totals for First-Time Testers</b>								
Grade 9	2	—	—	—	—	—	—	—
Grade 10	1	—	—	—	—	—	—	—
Grade 11	1	—	—	—	—	—	—	—

• To provide meaningful results and to protect the privacy of individual students, no data are reported if the number of students is less than ten or if all students would be reported in the same category (e.g., the same Achievement Level). A dash (—) appears when data are suppressed.


• Percentages may not add to 100 due to rounding.

	Number of Students	Mean Scale Score (325-475)	Percentage Passing (Level 3 or Above)	Percentage in Each Achievement Level				
				Level 1 (325-374)	Level 2 (375-398)	Level 3 (399-424)	Level 4 (425-436)	Level 5 (437-475)
<b>2331 – ROYAL PALM BEACH HIGH SCHOOL (continued)</b>								
All Grades	4	—	—	—	—	—	—	—
<b>School Total for Retakers</b>								
All Grades	124	387	34	15	52	33	1	0
<b>School Total</b>								
All Grades	128	388	34	15	51	33	2	0
<b>2361 – BOYNTON BEACH COMMUNITY HIGH</b>								
<b>School Totals for First-Time Testers</b>								
Grade 10	1	—	—	—	—	—	—	—
All Grades	1	—	—	—	—	—	—	—
<b>School Total for Retakers</b>								
All Grades	53	388	30	15	55	30	0	0
<b>School Total</b>								
All Grades	54	389	31	15	54	31	0	0
<b>2451 – WESTERN PINES COMMUNITY MIDDLE</b>								
<b>School Totals for First-Time Testers</b>								
Grade 8	1	—	—	—	—	—	—	—
All Grades	1	—	—	—	—	—	—	—
<b>School Total</b>								
All Grades	1	—	—	—	—	—	—	—
<b>2461 – EAGLES LANDING MIDDLE SCHOOL</b>								
<b>School Totals for First-Time Testers</b>								
Grade 8	1	—	—	—	—	—	—	—
All Grades	1	—	—	—	—	—	—	—
<b>School Total</b>								
All Grades	1	—	—	—	—	—	—	—
<b>2511 – BAK MIDDLE SCHOOL OF THE ARTS</b>								
<b>School Totals for First-Time Testers</b>								
Grade 8	1	—	—	—	—	—	—	—
All Grades	1	—	—	—	—	—	—	—
<b>School Total</b>								
All Grades	1	—	—	—	—	—	—	—

• To provide meaningful results and to protect the privacy of individual students, no data are reported if the number of students is less than ten or if all students would be reported in the same category (e.g., the same Achievement Level). A dash (—) appears when data are suppressed.

• Percentages may not add to 100 due to rounding.





**Algebra 1  
End-of-Course Assessment  
District Report of Schools  
Summer 2014**

District **PALM BEACH**  
District ID **50**

	Number of Students	Mean Scale Score (325-475)	Percentage Passing (Level 3 or Above)	Percentage in Each Achievement Level						
				Level 1 (325-374)	Level 2 (375-398)	Level 3 (399-424)	Level 4 (425-436)	Level 5 (437-475)		
<b>2601 – ODYSSEY MIDDLE SCHOOL</b>										
<b>School Totals for First-Time Testers</b>										
Grade 8	2	—	—	—	—	—	—	—	—	
All Grades	2	—	—	—	—	—	—	—	—	
<b>School Total</b>										
All Grades	2	—	—	—	—	—	—	—	—	
<b>2621 – INDEPENDENCE MIDDLE SCHOOL</b>										
<b>School Totals for First-Time Testers</b>										
Grade 7	1	—	—	—	—	—	—	—	—	
Grade 8	1	—	—	—	—	—	—	—	—	
All Grades	2	—	—	—	—	—	—	—	—	
<b>School Total</b>										
All Grades	2	—	—	—	—	—	—	—	—	
<b>2631 – PALM BEACH CENTRAL HIGH SCHOOL</b>										
<b>School Totals for First-Time Testers</b>										
Grade 11	1	—	—	—	—	—	—	—	—	
All Grades	1	—	—	—	—	—	—	—	—	
<b>School Total for Retakers</b>										
All Grades	87	394	46	8	46	41	5	0		
<b>School Total</b>										
All Grades	88	394	47	8	45	41	5	1		
<b>2701 – JEAGA MIDDLE SCHOOL</b>										
<b>School Totals for First-Time Testers</b>										
Grade 8	1	—	—	—	—	—	—	—	—	
All Grades	1	—	—	—	—	—	—	—	—	
<b>School Total for Retakers</b>										
All Grades	2	—	—	—	—	—	—	—	—	
<b>School Total</b>										
All Grades	3	—	—	—	—	—	—	—	—	
<b>2711 – DON ESTRIDGE HIGH TECH MIDDLE</b>										
<b>School Totals for First-Time Testers</b>										
Grade 7	1	—	—	—	—	—	—	—	—	


• To provide meaningful results and to protect the privacy of individual students, no data are reported if the number of students is less than ten or if all students would be reported in the same category (e.g., the same Achievement Level). A dash (—) appears when data are suppressed.

• Percentages may not add to 100 due to rounding.

	Number of Students	Mean Scale Score (325-475)	Percentage Passing (Level 3 or Above)	Percentage in Each Achievement Level				
				Level 1 (325-374)	Level 2 (375-398)	Level 3 (399-424)	Level 4 (425-436)	Level 5 (437-475)
<b>2711 – DON ESTRIDGE HIGH TECH MIDDLE (continued)</b>								
Grade 8	3	—	—	—	—	—	—	—
All Grades	4	—	—	—	—	—	—	—
<b>School Total</b>								
All Grades	4	—	—	—	—	—	—	—
<b>2781 – TRADEWINDS MIDDLE SCHOOL</b>								
<b>School Total for Retakers</b>								
All Grades	3	—	—	—	—	—	—	—
<b>School Total</b>								
All Grades	3	—	—	—	—	—	—	—
<b>2821 – OSCEOLA CREEK MIDDLE SCHOOL</b>								
<b>School Totals for First-Time Testers</b>								
Grade 8	1	—	—	—	—	—	—	—
All Grades	1	—	—	—	—	—	—	—
<b>School Total for Retakers</b>								
All Grades	1	—	—	—	—	—	—	—
<b>School Total</b>								
All Grades	2	—	—	—	—	—	—	—
<b>3002 – PALM BEACH COUNTY JAIL</b>								
<b>School Total for Retakers</b>								
All Grades	9	—	—	—	—	—	—	—
<b>School Total</b>								
All Grades	9	—	—	—	—	—	—	—
<b>3024 – HIGHRIDGE FAMILY CENTER</b>								
<b>School Totals for First-Time Testers</b>								
Grade 9	1	—	—	—	—	—	—	—
All Grades	1	—	—	—	—	—	—	—
<b>School Total for Retakers</b>								
All Grades	4	—	—	—	—	—	—	—
<b>School Total</b>								
All Grades	5	—	—	—	—	—	—	—

• To provide meaningful results and to protect the privacy of individual students, no data are reported if the number of students is less than ten or if all students would be reported in the same category (e.g., the same Achievement Level). A dash (—) appears when data are suppressed.

• Percentages may not add to 100 due to rounding.



**Algebra 1  
End-of-Course Assessment  
District Report of Schools  
Summer 2014**

District **PALM BEACH**  
District ID **50**

	Number of Students	Mean Scale Score (325-475)	Percentage Passing (Level 3 or Above)	Percentage in Each Achievement Level						
				Level 1 (325-374)	Level 2 (375-398)	Level 3 (399-424)	Level 4 (425-436)	Level 5 (437-475)		
<b>3046 – SOUTH AREA SECONDARY INTENSIVE TRAN</b>										
<b>School Total for Retakers</b>										
All Grades	6	—	—	—	—	—	—	—	—	
<b>School Total</b>										
All Grades	6	—	—	—	—	—	—	—	—	
<b>3101 – CROSSROADS ACADEMY</b>										
<b>School Totals for First-Time Testers</b>										
Grade 11	1	—	—	—	—	—	—	—	—	
All Grades	1	—	—	—	—	—	—	—	—	
<b>School Total for Retakers</b>										
All Grades	25	385	20	20	60	20	0	0	0	
<b>School Total</b>										
All Grades	26	385	19	19	62	19	0	0	0	
<b>3251 – WEST BOCA RATON HIGH SCHOOL</b>										
<b>School Totals for First-Time Testers</b>										
Grade 9	1	—	—	—	—	—	—	—	—	
All Grades	1	—	—	—	—	—	—	—	—	
<b>School Total for Retakers</b>										
All Grades	19	396	53	11	37	53	0	0	0	
<b>School Total</b>										
All Grades	20	396	55	10	35	55	0	0	0	
<b>3344 – TOMORROW'S PROMISE COMM SCHL</b>										
<b>School Totals for First-Time Testers</b>										
Grade 10	1	—	—	—	—	—	—	—	—	
All Grades	1	—	—	—	—	—	—	—	—	
<b>School Total</b>										
All Grades	1	—	—	—	—	—	—	—	—	
<b>3355 – RIVIERA BEACH PREPARATORY &amp; ACHIEVE</b>										
<b>School Total for Retakers</b>										
All Grades	22	403	50	0	50	36	9	5	5	
<b>School Total</b>										
All Grades	22	403	50	0	50	36	9	5	5	

• To provide meaningful results and to protect the privacy of individual students, no data are reported if the number of students is less than ten or if all students would be reported in the same category (e.g., the same Achievement Level). A dash (—) appears when data are suppressed.

• Percentages may not add to 100 due to rounding.

	Number of Students	Mean Scale Score (325-475)	Percentage Passing (Level 3 or Above)	Percentage in Each Achievement Level						
				Level 1 (325-374)	Level 2 (375-398)	Level 3 (399-424)	Level 4 (425-436)	Level 5 (437-475)		
<b>3385 – BRIGHT FUTURES ACADEMY</b>										
<b>School Total for Retakers</b>										
All Grades	4	—	—	—	—	—	—	—	—	
<b>School Total</b>										
All Grades	4	—	—	—	—	—	—	—	—	
<b>3396 – G-STAR SCHOOL OF THE ARTS</b>										
<b>School Total for Retakers</b>										
All Grades	34	388	29	15	56	29	0	0		
<b>School Total</b>										
All Grades	34	388	29	15	56	29	0	0		
<b>3443 – RIVIERA BEACH MARITIME ACADEMY</b>										
<b>School Total for Retakers</b>										
All Grades	12	399	67	17	17	67	0	0		
<b>School Total</b>										
All Grades	12	399	67	17	17	67	0	0		
<b>3861 – SEMINOLE RIDGE COMMUNITY HIGH SCHOOL</b>										
<b>School Total for Retakers</b>										
All Grades	81	390	35	19	47	35	0	0		
<b>School Total</b>										
All Grades	81	390	35	19	47	35	0	0		

• To provide meaningful results and to protect the privacy of individual students, no data are reported if the number of students is less than ten or if all students would be reported in the same category (e.g., the same Achievement Level). A dash (—) appears when data are suppressed.

• Percentages may not add to 100 due to rounding.