


	Number of Students	Mean Scale Score (325-475)	Percentage Level 3 or Above	Percentage in Each Achievement Level				
				Level 1 (325-377)	Level 2 (378-396)	Level 3 (397-416)	Level 4 (417-431)	Level 5 (432-475)
0081 – JUPITER HIGH SCHOOL								
School Totals for First-Time Testers								
Grade 9	1	—	—	—	—	—	—	—
Grade 10	4	—	—	—	—	—	—	—
Grade 11	452	413	76	11	13	25	25	27
Grade 12	11	406	82	18	0	27	36	18
All Grades	468	413	76	11	12	25	25	26
School Total for Retakers								
All Grades	1	—	—	—	—	—	—	—
School Total								
All Grades	469	413	76	12	12	25	25	26
0151 – SUNCOAST COMMUNITY HIGH SCHOOL								
School Totals for First-Time Testers								
Grade 11	301	436	96	2	2	11	24	61
Grade 12	1	—	—	—	—	—	—	—
All Grades	302	436	96	2	2	11	24	61
School Total								
All Grades	302	436	96	2	2	11	24	61
0395 – ALEXANDER W DREYFOOS JR SCHOOL								
School Totals for First-Time Testers								
Grade 11	304	432	94	2	4	18	23	53
Grade 12	1	—	—	—	—	—	—	—
All Grades	305	432	94	2	4	18	23	53
School Total								
All Grades	305	432	94	2	4	18	23	53
0581 – FOREST HILL COMMUNITY HIGH SCHOOL								
School Totals for First-Time Testers								
Grade 10	17	399	53	18	29	41	6	6
Grade 11	410	394	52	27	21	28	16	9
Grade 12	31	423	90	6	3	16	42	32
All Grades	458	396	55	26	20	27	17	10
School Total for Retakers								
All Grades	2	—	—	—	—	—	—	—

• To provide meaningful results and to protect the privacy of individual students, no data are reported if the number of students is less than ten or if all students would be reported in the same category (e.g., the same Achievement Level). A dash (—) appears when data are suppressed.

• Percentages may not add to 100 due to rounding.




**U.S. History
End-of-Course Assessment
District Report of Schools
Spring 2015**

District **PALM BEACH**
District ID **50**

	Number of Students	Mean Scale Score (325-475)	Percentage Level 3 or Above	Percentage in Each Achievement Level				
				Level 1 (325-377)	Level 2 (378-396)	Level 3 (397-416)	Level 4 (417-431)	Level 5 (432-475)
0581 – FOREST HILL COMMUNITY HIGH SCHOOL (continued)								
School Total								
All Grades	460	396	55	26	20	27	17	10
0691 – LAKE WORTH HIGH SCHOOL								
School Totals for First-Time Testers								
Grade 10	15	401	67	7	27	47	13	7
Grade 11	507	389	42	36	23	21	15	6
Grade 12	8	—	—	—	—	—	—	—
All Grades	530	390	43	34	23	22	15	6
School Total								
All Grades	530	390	43	34	23	22	15	6
0842 – TURNING POINTS ACADEMY								
School Totals for First-Time Testers								
Grade 10	2	—	—	—	—	—	—	—
Grade 11	5	—	—	—	—	—	—	—
All Grades	7	—	—	—	—	—	—	—
School Total for Retakers								
All Grades	3	—	—	—	—	—	—	—
School Total								
All Grades	10	367	20	80	0	20	0	0
0862 – ATLANTIC HIGH SCHOOL								
School Totals for First-Time Testers								
Grade 10	1	—	—	—	—	—	—	—
Grade 11	502	409	69	14	17	26	19	25
Grade 12	7	—	—	—	—	—	—	—
All Grades	510	409	68	15	17	26	18	24
School Total for Retakers								
All Grades	1	—	—	—	—	—	—	—
School Total								
All Grades	511	409	68	15	17	26	18	24
0961 – BOCA RATON COMMUNITY HIGH SCHOOL								
School Totals for First-Time Testers								
Grade 10	1	—	—	—	—	—	—	—

• To provide meaningful results and to protect the privacy of individual students, no data are reported if the number of students is less than ten or if all students would be reported in the same category (e.g., the same Achievement Level). A dash (—) appears when data are suppressed.

• Percentages may not add to 100 due to rounding.



**U.S. History
End-of-Course Assessment
District Report of Schools
Spring 2015**

District **PALM BEACH**
District ID **50**

	Number of Students	Mean Scale Score (325-475)	Percentage Level 3 or Above	Percentage in Each Achievement Level				
				Level 1 (325-377)	Level 2 (378-396)	Level 3 (397-416)	Level 4 (417-431)	Level 5 (432-475)
0961 – BOCA RATON COMMUNITY HIGH SCHOOL (continued)								
Grade 11	718	422	83	5	12	21	24	38
Grade 12	19	398	53	21	26	21	16	16
All Grades	738	421	82	6	12	21	23	38
School Total for Retakers								
All Grades	1	—	—	—	—	—	—	—
School Total								
All Grades	739	421	82	6	12	21	23	38
1361 – JOHN I. LEONARD HIGH SCHOOL								
School Totals for First-Time Testers								
Grade 10	19	382	32	42	26	26	0	5
Grade 11	586	394	50	30	20	24	15	10
Grade 12	13	378	31	46	23	23	8	0
All Grades	618	393	49	31	21	24	15	10
School Total for Retakers								
All Grades	2	—	—	—	—	—	—	—
School Total								
All Grades	620	393	49	31	21	24	15	10
1371 – PALM BEACH GARDENS HIGH SCHOOL								
School Totals for First-Time Testers								
Grade 10	9	—	—	—	—	—	—	—
Grade 11	518	399	57	21	22	27	18	12
Grade 12	19	378	32	42	26	21	5	5
All Grades	546	399	56	22	22	27	17	12
School Total for Retakers								
All Grades	5	—	—	—	—	—	—	—
School Total								
All Grades	551	399	56	22	22	27	17	12
1461 – INLET GROVE COMMUNITY HIGH SCHOOL								
School Totals for First-Time Testers								
Grade 9	2	—	—	—	—	—	—	—
Grade 10	12	—	—	—	—	—	—	—
Grade 11	66	414	76	6	18	27	23	26


• To provide meaningful results and to protect the privacy of individual students, no data are reported if the number of students is less than ten or if all students would be reported in the same category (e.g., the same Achievement Level). A dash (—) appears when data are suppressed.

• Percentages may not add to 100 due to rounding.

	Number of Students	Mean Scale Score (325-475)	Percentage Level 3 or Above	Percentage in Each Achievement Level				
				Level 1 (325-377)	Level 2 (378-396)	Level 3 (397-416)	Level 4 (417-431)	Level 5 (432-475)
1461 – INLET GROVE COMMUNITY HIGH SCHOOL (continued)								
Grade 12	16	409	63	13	25	19	13	31
All Grades	96	414	77	6	17	27	23	27
School Total for Retakers								
All Grades	4	—	—	—	—	—	—	—
School Total								
All Grades	100	414	77	6	17	29	22	26
1571 – SOUTH TECH ACADEMY								
School Totals for First-Time Testers								
Grade 10	1	—	—	—	—	—	—	—
Grade 11	119	409	72	5	23	31	29	13
All Grades	120	409	72	6	23	31	28	13
School Total								
All Grades	120	409	72	6	23	31	28	13
1611 – SANTALUCES COMMUNITY HIGH								
School Totals for First-Time Testers								
Grade 10	3	—	—	—	—	—	—	—
Grade 11	556	404	58	18	24	25	16	17
Grade 12	5	—	—	—	—	—	—	—
All Grades	564	403	58	18	24	25	16	16
School Total for Retakers								
All Grades	2	—	—	—	—	—	—	—
School Total								
All Grades	566	403	58	18	24	25	16	16
1641 – GOLD COAST COMMUNITY SCHOOL								
School Totals for First-Time Testers								
Grade 9	4	—	—	—	—	—	—	—
All Grades	4	—	—	—	—	—	—	—
School Total								
All Grades	4	—	—	—	—	—	—	—
1681 – SPANISH RIVER COMMUNITY HIGH SCHOOL								
School Totals for First-Time Testers								
Grade 10	3	—	—	—	—	—	—	—

• To provide meaningful results and to protect the privacy of individual students, no data are reported if the number of students is less than ten or if all students would be reported in the same category (e.g., the same Achievement Level). A dash (—) appears when data are suppressed.

• Percentages may not add to 100 due to rounding.



**U.S. History
End-of-Course Assessment
District Report of Schools
Spring 2015**

District **PALM BEACH**
District ID **50**

	Number of Students	Mean Scale Score (325-475)	Percentage Level 3 or Above	Percentage in Each Achievement Level				
				Level 1 (325-377)	Level 2 (378-396)	Level 3 (397-416)	Level 4 (417-431)	Level 5 (432-475)
1681 – SPANISH RIVER COMMUNITY HIGH SCHOOL (continued)								
Grade 11	529	425	88	2	9	21	27	40
Grade 12	1	—	—	—	—	—	—	—
All Grades	533	425	88	2	9	21	27	40
School Total for Retakers								
All Grades	1	—	—	—	—	—	—	—
School Total								
All Grades	534	425	88	2	9	21	27	40
1771 – PAHOKEE MIDDLE-SENIOR HIGH								
School Totals for First-Time Testers								
Grade 11	100	386	36	34	30	23	10	3
Grade 12	2	—	—	—	—	—	—	—
All Grades	102	386	35	34	30	23	10	3
School Total								
All Grades	102	386	35	34	30	23	10	3
1851 – PALM BEACH LAKES HIGH SCHOOL								
School Totals for First-Time Testers								
Grade 10	5	—	—	—	—	—	—	—
Grade 11	407	394	46	23	31	25	14	6
Grade 12	7	—	—	—	—	—	—	—
All Grades	419	394	46	23	32	25	15	6
School Total for Retakers								
All Grades	2	—	—	—	—	—	—	—
School Total								
All Grades	421	394	46	23	31	25	15	6
2001 – PARK VISTA COMMUNITY HIGH SCHOOL								
School Totals for First-Time Testers								
Grade 10	11	406	73	9	18	55	9	9
Grade 11	642	416	78	8	14	24	26	28
Grade 12	5	—	—	—	—	—	—	—
All Grades	658	415	78	8	14	25	25	27
School Total								
All Grades	658	415	78	8	14	25	25	27

• To provide meaningful results and to protect the privacy of individual students, no data are reported if the number of students is less than ten or if all students would be reported in the same category (e.g., the same Achievement Level). A dash (—) appears when data are suppressed.

• Percentages may not add to 100 due to rounding.

	Number of Students	Mean Scale Score (325-475)	Percentage Level 3 or Above	Percentage in Each Achievement Level				
				Level 1 (325-377)	Level 2 (378-396)	Level 3 (397-416)	Level 4 (417-431)	Level 5 (432-475)
2181 – OLYMPIC HEIGHTS COMMUNITY HIGH								
School Totals for First-Time Testers								
Grade 9	1	—	—	—	—	—	—	—
Grade 10	3	—	—	—	—	—	—	—
Grade 11	466	414	80	6	14	32	24	24
Grade 12	21	410	76	10	14	33	24	19
All Grades	491	414	80	7	14	32	24	23
School Total for Retakers								
All Grades	1	—	—	—	—	—	—	—
School Total								
All Grades	492	414	80	7	14	33	24	23
2191 – WELLINGTON HIGH SCHOOL								
School Totals for First-Time Testers								
Grade 10	7	—	—	—	—	—	—	—
Grade 11	380	413	76	8	16	29	23	23
Grade 12	35	412	74	14	11	23	29	23
All Grades	422	413	76	9	16	29	24	23
School Total for Retakers								
All Grades	1	—	—	—	—	—	—	—
School Total								
All Grades	423	413	76	9	16	29	24	23
2201 – WILLIAM T. DWYER HIGH SCHOOL								
School Totals for First-Time Testers								
Grade 10	7	—	—	—	—	—	—	—
Grade 11	369	414	76	10	14	23	26	28
Grade 12	7	—	—	—	—	—	—	—
All Grades	383	413	75	10	15	22	25	27
School Total for Retakers								
All Grades	2	—	—	—	—	—	—	—
School Total								
All Grades	385	413	74	10	15	22	25	27

• To provide meaningful results and to protect the privacy of individual students, no data are reported if the number of students is less than ten or if all students would be reported in the same category (e.g., the same Achievement Level). A dash (—) appears when data are suppressed.

• Percentages may not add to 100 due to rounding.

	Number of Students	Mean Scale Score (325-475)	Percentage Level 3 or Above	Percentage in Each Achievement Level				
				Level 1 (325-377)	Level 2 (378-396)	Level 3 (397-416)	Level 4 (417-431)	Level 5 (432-475)
2301 – GLADES CENTRAL HIGH SCHOOL								
School Totals for First-Time Testers								
Grade 10	3	—	—	—	—	—	—	—
Grade 11	196	398	55	23	22	28	14	12
Grade 12	1	—	—	—	—	—	—	—
All Grades	200	398	55	24	22	29	15	12
School Total for Retakers								
All Grades	1	—	—	—	—	—	—	—
School Total								
All Grades	201	398	55	24	21	28	14	12
2331 – ROYAL PALM BEACH HIGH SCHOOL								
School Totals for First-Time Testers								
Grade 10	9	—	—	—	—	—	—	—
Grade 11	467	410	73	12	15	28	27	17
Grade 12	16	388	44	44	13	25	0	19
All Grades	492	409	71	13	15	28	26	17
School Total for Retakers								
All Grades	2	—	—	—	—	—	—	—
School Total								
All Grades	494	409	71	14	15	29	26	17
2361 – BOYNTON BEACH COMMUNITY HIGH								
School Totals for First-Time Testers								
Grade 10	34	404	62	9	29	29	24	9
Grade 11	343	390	37	30	33	22	8	7
Grade 12	6	—	—	—	—	—	—	—
All Grades	383	391	39	28	33	22	10	7
School Total for Retakers								
All Grades	2	—	—	—	—	—	—	—
School Total								
All Grades	385	391	39	28	33	22	10	7
2411 – INDIAN RIDGE SCHOOL								
School Totals for First-Time Testers								
Grade 9	4	—	—	—	—	—	—	—

• To provide meaningful results and to protect the privacy of individual students, no data are reported if the number of students is less than ten or if all students would be reported in the same category (e.g., the same Achievement Level). A dash (—) appears when data are suppressed.

• Percentages may not add to 100 due to rounding.

	Number of Students	Mean Scale Score (325-475)	Percentage Level 3 or Above	Percentage in Each Achievement Level				
				Level 1 (325-377)	Level 2 (378-396)	Level 3 (397-416)	Level 4 (417-431)	Level 5 (432-475)
2411 – INDIAN RIDGE SCHOOL (continued)								
Grade 10	5	—	—	—	—	—	—	—
Grade 11	2	—	—	—	—	—	—	—
All Grades	11	376	36	45	18	36	0	0
School Total for Retakers								
All Grades	1	—	—	—	—	—	—	—
School Total								
All Grades	12	377	33	42	25	33	0	0
2631 – PALM BEACH CENTRAL HIGH SCHOOL								
School Totals for First-Time Testers								
Grade 10	5	—	—	—	—	—	—	—
Grade 11	547	407	70	9	21	35	22	14
Grade 12	16	412	81	6	13	31	25	25
All Grades	568	407	70	9	21	34	22	14
School Total for Retakers								
All Grades	1	—	—	—	—	—	—	—
School Total								
All Grades	569	407	70	9	21	34	22	14
2811 – VILLAGE ACADEMY ON THE ART SARA J								
School Totals for First-Time Testers								
Grade 10	31	388	39	32	29	26	6	6
Grade 11	6	—	—	—	—	—	—	—
All Grades	37	393	49	27	24	30	11	8
School Total								
All Grades	37	393	49	27	24	30	11	8
3002 – PALM BEACH COUNTY JAIL								
School Totals for First-Time Testers								
Grade 11	4	—	—	—	—	—	—	—
All Grades	4	—	—	—	—	—	—	—
School Total								
All Grades	4	—	—	—	—	—	—	—

• To provide meaningful results and to protect the privacy of individual students, no data are reported if the number of students is less than ten or if all students would be reported in the same category (e.g., the same Achievement Level). A dash (—) appears when data are suppressed.

• Percentages may not add to 100 due to rounding.

	Number of Students	Mean Scale Score (325-475)	Percentage Level 3 or Above	Percentage in Each Achievement Level				
				Level 1 (325-377)	Level 2 (378-396)	Level 3 (397-416)	Level 4 (417-431)	Level 5 (432-475)
3024 – HIGHRIDGE FAMILY CENTER								
School Totals for First-Time Testers								
Grade 11	3	—	—	—	—	—	—	—
All Grades	3	—	—	—	—	—	—	—
School Total								
All Grades	3	—	—	—	—	—	—	—
3039 – ALTERNATIVE PROGRAM CENTRAL								
School Totals for First-Time Testers								
Grade 9	1	—	—	—	—	—	—	—
All Grades	1	—	—	—	—	—	—	—
School Total								
All Grades	1	—	—	—	—	—	—	—
3046 – SOUTH AREA SECONDARY INTENSIVE TRAN								
School Totals for First-Time Testers								
Grade 10	1	—	—	—	—	—	—	—
Grade 11	2	—	—	—	—	—	—	—
Grade 12	1	—	—	—	—	—	—	—
All Grades	4	—	—	—	—	—	—	—
School Total								
All Grades	4	—	—	—	—	—	—	—
3101 – CROSSROADS ACADEMY								
School Totals for First-Time Testers								
Grade 9	1	—	—	—	—	—	—	—
Grade 10	5	—	—	—	—	—	—	—
Grade 11	22	363	5	77	18	0	5	0
Grade 12	5	—	—	—	—	—	—	—
All Grades	33	365	3	70	27	0	3	0
School Total for Retakers								
All Grades	3	—	—	—	—	—	—	—
School Total								
All Grades	36	367	3	67	31	0	3	0

• To provide meaningful results and to protect the privacy of individual students, no data are reported if the number of students is less than ten or if all students would be reported in the same category (e.g., the same Achievement Level). A dash (—) appears when data are suppressed.

• Percentages may not add to 100 due to rounding.

	Number of Students	Mean Scale Score (325-475)	Percentage Level 3 or Above	Percentage in Each Achievement Level				
				Level 1 (325-377)	Level 2 (378-396)	Level 3 (397-416)	Level 4 (417-431)	Level 5 (432-475)
3251 – WEST BOCA RATON HIGH SCHOOL								
School Totals for First-Time Testers								
Grade 10	5	—	—	—	—	—	—	—
Grade 11	418	416	81	7	12	30	25	27
Grade 12	7	—	—	—	—	—	—	—
All Grades	430	416	81	8	12	30	25	26
School Total								
All Grades	430	416	81	8	12	30	25	26
3347 – LEADERSHIP ACADEMY WEST								
School Totals for First-Time Testers								
Grade 10	1	—	—	—	—	—	—	—
Grade 11	28	382	21	43	36	14	7	0
Grade 12	3	—	—	—	—	—	—	—
All Grades	32	383	25	41	34	16	9	0
School Total for Retakers								
All Grades	1	—	—	—	—	—	—	—
School Total								
All Grades	33	383	24	39	36	15	9	0
3355 – RIVIERA BEACH PREPARATORY & ACHIEVE								
School Totals for First-Time Testers								
Grade 10	4	—	—	—	—	—	—	—
Grade 11	19	377	16	53	32	16	0	0
Grade 12	12	—	—	—	—	—	—	—
All Grades	35	376	9	43	49	9	0	0
School Total for Retakers								
All Grades	2	—	—	—	—	—	—	—
School Total								
All Grades	37	377	11	41	49	11	0	0
3386 – TOUSSAINT L'OUVERTURE HIGH								
School Totals for First-Time Testers								
Grade 11	2	—	—	—	—	—	—	—
Grade 12	36	366	8	67	25	8	0	0
All Grades	38	366	8	68	24	8	0	0

• To provide meaningful results and to protect the privacy of individual students, no data are reported if the number of students is less than ten or if all students would be reported in the same category (e.g., the same Achievement Level). A dash (—) appears when data are suppressed.

• Percentages may not add to 100 due to rounding.

	Number of Students	Mean Scale Score (325-475)	Percentage Level 3 or Above	Percentage in Each Achievement Level				
				Level 1 (325-377)	Level 2 (378-396)	Level 3 (397-416)	Level 4 (417-431)	Level 5 (432-475)
3386 – TOUSSAINT L'OUVERTURE HIGH (continued)								
School Total for Retakers								
All Grades	3	—	—	—	—	—	—	—
School Total								
All Grades	41	365	7	71	22	7	0	0
3396 – G-STAR SCHOOL OF THE ARTS								
School Totals for First-Time Testers								
Grade 9	2	—	—	—	—	—	—	—
Grade 10	3	—	—	—	—	—	—	—
Grade 11	207	425	93	2	5	22	32	39
All Grades	212	425	92	2	6	22	33	38
School Total								
All Grades	212	425	92	2	6	22	33	38
3398 – EVERGLADES PREPARATORY ACADEMY								
School Totals for First-Time Testers								
Grade 9	4	—	—	—	—	—	—	—
Grade 10	4	—	—	—	—	—	—	—
Grade 11	8	—	—	—	—	—	—	—
Grade 12	3	—	—	—	—	—	—	—
All Grades	19	361	5	89	5	5	0	0
School Total for Retakers								
All Grades	5	—	—	—	—	—	—	—
School Total								
All Grades	24	364	13	83	4	8	4	0
3401 – QUANTUM HIGH SCHOOL								
School Totals for First-Time Testers								
Grade 11	5	—	—	—	—	—	—	—
Grade 12	8	—	—	—	—	—	—	—
All Grades	13	402	46	23	31	8	0	38
School Total for Retakers								
All Grades	5	—	—	—	—	—	—	—
School Total								
All Grades	18	395	39	28	33	11	0	28

• To provide meaningful results and to protect the privacy of individual students, no data are reported if the number of students is less than ten or if all students would be reported in the same category (e.g., the same Achievement Level). A dash (—) appears when data are suppressed.

• Percentages may not add to 100 due to rounding.

	Number of Students	Mean Scale Score (325-475)	Percentage Level 3 or Above	Percentage in Each Achievement Level						
				Level 1 (325-377)	Level 2 (378-396)	Level 3 (397-416)	Level 4 (417-431)	Level 5 (432-475)		
3443 – RIVIERA BEACH MARITIME ACADEMY										
School Totals for First-Time Testers										
Grade 10	3	—	—	—	—	—	—	—	—	
Grade 11	41	420	88	2	10	34	27	27		
Grade 12	6	—	—	—	—	—	—	—		
All Grades	50	420	90	2	8	40	24	26		
School Total										
All Grades	50	420	90	2	8	40	24	26		
3861 – SEMINOLE RIDGE COMMUNITY HIGH SCHOOL										
School Totals for First-Time Testers										
Grade 10	2	—	—	—	—	—	—	—		
Grade 11	535	416	82	6	12	28	26	28		
Grade 12	6	—	—	—	—	—	—	—		
All Grades	543	416	82	6	12	28	26	28		
School Total										
All Grades	543	416	82	6	12	28	26	28		
3971 – MAVERICKS HIGH SCHOOL AT PALM SPRIN										
School Totals for First-Time Testers										
Grade 9	1	—	—	—	—	—	—	—		
Grade 10	21	371	19	71	10	19	0	0		
Grade 11	63	371	14	63	22	8	6	0		
Grade 12	35	376	14	49	37	14	0	0		
All Grades	120	372	15	61	24	12	3	0		
School Total for Retakers										
All Grades	3	—	—	—	—	—	—	—		
School Total										
All Grades	123	372	15	60	25	11	3	0		
7004 – PALM BEACH VIRTUAL FRANCHISE										
School Totals for First-Time Testers										
Grade 11	1	—	—	—	—	—	—	—		
All Grades	1	—	—	—	—	—	—	—		
School Total										
All Grades	1	—	—	—	—	—	—	—		

• To provide meaningful results and to protect the privacy of individual students, no data are reported if the number of students is less than ten or if all students would be reported in the same category (e.g., the same Achievement Level). A dash (—) appears when data are suppressed.

• Percentages may not add to 100 due to rounding.