

THE SCHOOL DISTRICT OF
PALM BEACH COUNTY, FLORIDA

ANN KILLETS
CHIEF ACADEMIC OFFICER

ARTHUR C. JOHNSON, Ph.D.
SUPERINTENDENT

3300 FOREST HILL BLVD., C-316
WEST PALM BEACH, FL 33406-5813
Ph: 561-649-6888 Fax: 561-649-6837
www.palmbeach.k12.fl.us

M EMORANDUM

TO: School Board Members
School District of Palm Beach County

THROUGH: Arthur C. Johnson, Ph.D. *Arthur Johnson/Ph.D.*
Superintendent

FROM: Ann Killets *Ann Killets*
Chief Academic Officer

DATE: June 8, 2005

SUBJECT: SCHOOL PERFORMANCE DATA – 2005 ANNUAL REPORT CARD

Today, the Florida Department of Education (FDOE) released the 2005 Annual Report Card for schools. This document contains State of Florida A+ Plan school letter grades as well as Federal No Child Left Behind Adequate Yearly Progress (AYP) results. The 2005 Annual Report Card is available at the following website: <http://schoolgrades.fldoe.org/>.

A review of the 2005 Annual Report Card data for schools governed by the School District of Palm Beach County (SDPBC) is summarized in the attached tables and reveals the following:

- In FY 2005, almost 80% of SDPBC schools received a grade of "B" or better. From FY 2004 to FY 2005, the percent of SDPBC schools that received a grade of "B" or better increased 8 percentage points, from 71% to 79%.
- From FY 2004 to FY 2005, about 17% of SDPBC schools improved at least one letter grade. Two of these schools improved two letter grades.
- In FY 2005, five percent of SDPBC schools received a grade of "D". In Florida, 11% of the schools received a grade of "D".
- In FY 2005, no standard schools received a grade of "F". However, four alternative schools received a grade of "F".
- From FY 2004 to FY 2005, the percent of SDPBC schools making AYP increased 52 percentage points, from 29% to 81%. In contrast, the percent of Florida schools making AYP increased only 40 percentage points, from 23% to 63%.
- From FY 2004 to FY 2005, almost 50% of SDPBC schools improved their AYP status from not making AYP to making AYP.

When reviewing the summary statements and attached tables and graphs, you should be aware that there have been rule changes effecting school grades and AYP calculations. These changes include the following:

- 1) In FY 2001, school grades were determined by measuring proficiency in reading, writing, and math in grades 4, 5, 8, and 10.
- 2) In FY 2002, learning gains were added to the school grade formula for grades 3-10.
- 3) In FY 2005, ESE and LEP students were added to learning gains calculations in the school grade formula for grades 3-10.
- 4) In FY 2005, the criteria for determining AYP status was applied to subgroups whose population was greater than or equal to 30 and at least 15% of the total school population OR at least 100 students in the subgroup count.
- 5) In FY 2005, a designation of "Provisional AYP Status" was added for any school earning a grade of "A" or "B". (For the purpose of this summary, the schools receiving a Provisional AYP designation have been included with the schools making AYP.)

Appendix A contains tables and graphs of school grade and AYP information. For questions concerning school grades and Adequate Yearly Progress, contact Marc Baron, Executive Director of Research, Evaluation, and Accountability, at 561-434-8850. For questions concerning specific schools, contact area superintendents or school principals.

ACJ:AK:MB:BT:ts

Attachments

C: Chief Academic/Operational/Administration Officers
Area/Assistant Superintendents
Chief Public Information Officer
Principals
Executive Director/Directors

TABLE 1

FY 2001 to FY 2005 Percent of Schools by School Grade in the School District of Palm Beach County						
Elementary Schools						
	A	B	C	D	F	N
FY 2001 (88 Schools)	25	17	26	16	0	4
SDPBC	28.4%	19.3%	29.5%	18.2%	0.0%	4.5%
Florida	24.5%	21.0%	40.2%	14.3%	0.0%	0.0%
FY 2002 (90 Schools)	36	14	22	11	3	4
SDPBC	40.0%	15.6%	24.4%	12.2%	3.3%	4.4%
Florida	36.9%	22.4%	26.5%	7.4%	2.6%	4.2%
FY 2003 (97 Schools)	50	19	19	2	0	7
SDPBC	51.5%	19.6%	19.6%	2.1%	0.0%	7.2%
Florida	54.6%	21.3%	17.1%	3.3%	1%	2.7%
FY 2004 (100 Schools)	62	17	18	2	0	1
SDPBC	62.0%	17.0%	18.0%	2.0%	0.0%	1.0%
Florida	59.6%	20.0%	16.1%	3.9%	0.5%	*
FY 2005 (100 Schools)	61	22	16	1	0	0
SDPBC	61.0%	22.0%	16.0%	1.0%	0.0%	0.0%
Florida	57.4%	19.5%	17.2%	4.9%	1.0%	*
SDPBC Change FY 2004 to FY 2005	(1%)	5%	(2%)	(1%)	0.0%	(1%)
Florida Change FY 2004 to FY 2005	(2.2%)	(0.5%)	1.1%	1.0%	0.5%	0.0%
Middle Schools						
	A	B	C	D	F	N
FY 2001 (25 Schools)	7	3	12	2	0	1
SDPBC	28.0%	12.0%	48.0%	8.0%	0.0%	4.0%
Florida	30.6%	13.9%	47.6%	7.9%	0.0%	*
FY 2002 (26 Schools)	12	6	5	2	0	1
SDPBC	46.2%	23.1%	19.2%	7.7%	0.0%	3.8%
Florida	43.5%	24.8%	24.6%	3.8%	1.3%	2.1%
FY 2003 (27 Schools)	14	7	4	1	0	1
SDPBC	51.8%	25.9%	14.8%	3.7%	0.0%	3.7%
Florida	50.3%	25.1%	17.5%	3.7%	<1%	3.3%
FY 2004 (28 Schools)	15	5	7	1	0	0
SDPBC	53.6%	17.9%	25.0%	3.6%	0.0%	0.0%
Florida	40.0%	23.7%	27.8%	5.1%	3.4%	*
FY 2005 (31 Schools)	17	7	5	2	0	0
SDPBC	54.8%	22.6%	16.1%	6.5%	0.0%	0.0%
Florida	36.3%	27.2%	29.0%	6.0%	1.5%	*
SDPBC Change FY 2004 to FY 2005	1.2%	4.7%	(8.9%)	2.9%	0.0%	0.0%
Florida Change FY 2004 to FY 2005	(3.7%)	3.5%	1.2%	0.9%	(1.9%)	0.0%
High Schools						
	A	B	C	D	F	N
FY 2001 (21 Schools)	2	4	8	4	0	3
SDPBC	9.5%	19.0%	38.1%	19.0%	0.0%	14.3%
Florida	14.7%	4.6%	68.5%	12.2%	0.0%	*
FY 2002 (22 Schools)	5	1	9	2	4	1
SDPBC	22.7%	4.5%	40.9%	9.1%	18.2%	4.5%
Florida	14.7%	20.5%	44.0%	10.7%	6.1%	4.0%
FY 2003 (22 Schools)	2	7	8	4	1	0
SDPBC	9.1%	31.8%	36.4%	18.2%	4.5%	0.0%
Florida	16.0%	22.5%	39.9%	14.9%	3.4%	3.4%
FY 2004 (23 Schools)	4	4	9	5	0	1
SDPBC	17.4%	17.4%	39.1%	21.7%	0.0%	4.3%
Florida	9.8%	18.4%	44.4%	23.2%	4.2%	*
FY 2005 (22 Schools)	6	8	3	5	0	0
SDPBC	27.3%	36.4%	13.6%	22.7%	0.0%	0.0%
Florida	19.4%	20.8%	30.9%	20.1%	8.8%	*
SDPBC Change FY 2004 to FY 2005	9.9%	19.0%	(25.5%)	1.0%	0.0%	(4.3%)
Florida Change FY 2004 to FY 2005	9.6%	2.4%	(13.5%)	(3.1%)	4.6%	0.0%

N = No grade reported by the FDOE

* not reported.

NOTE: Charter schools are not included in this table.

TABLE 1 continued

Alternative Schools						
	A	B	C	D	F	N
FY 2005 (19 Schools) SDPBC	0.0%	0.0%	0.0%	0.0%	21.0%	79.0%

NOTE: No grades were assigned to Alternative Schools prior to FY 2005.

TABLE 2

School Grade Comparison of the Same Schools in FY 2004 and FY 2005						
Number of Elementary Schools with School Grades A-F or Not Graded in FY 2004	Number of the Same Elementary Schools with School Grades A-F in FY2005					
	A	B	C	D	F	
62 A-Graded Schools	54	6	2	0	0	
17 B-Graded Schools	5	9	3	0	0	
18 C-Graded Schools	1	6	9	2	0	
2 D-Graded Schools	0	0	2	0	0	
0 F-Graded Schools	0	0	0	0	0	
2 Schools Opened FY 05	1	1	0	0	0	
Number of Middle Schools with School Grades A-F or Not Graded in FY 2004	Number of the Same Middle Schools with School Grades A-F in FY 2005					
	A	B	C	D	F	
15 A-Graded Schools	14	1	0	0	0	
5 B-Graded Schools	1	2	2	0	0	
7 C-Graded Schools	0	3	3	1	0	
1 D-Graded Schools	0	0	0	1	0	
0 F-Graded Schools	0	0	0	0	0	
3 Schools Opened FY 05	2	1	0	0	0	
Number of High Schools with School Grades A-F or Not Graded in FY 2004	Number of the Same High Schools with School Grades A-F in FY 2005					
	A	B	C	D	F	
4 A-Graded Schools	3	1	0	0	0	
4 B-Graded Schools	2	2	0	0	0	
9 C-Graded Schools	0	3	2	3	0	
5 D-Graded Schools	0	1	1	2	0	
0 F-Graded Schools	0	0	0	0	0	
2 Schools Opened FY 05	1	1	0	0	0	

NOTE: Charter and Alternative Schools are not included in this table. Exceptional Education Students (ESE) and English Speakers of Other Languages (ESOL) students are included for the first time in the calculation of learning gains in FY 2005.

TABLE 3

Number and Percent of Schools Meeting Adequate Yearly Progress			
	Elementary	Middle	High
FY 2004	39 39%	3 11%	2 9%
FY 2005	86 84%	24 77%	14 64%

NOTE: Charter schools are not included in this table. Alternative Schools are included as of FY 2005.

TABLE 4

Adequate Yearly Progress (AYP) Comparison of Same Schools in FY 2004 and FY 2005			
Number of Elementary Schools meeting AYP status (Yes, No) or Not Reported in FY 2004	Number of Elementary Schools with AYP Scores or Not Scored in FY 2005		
	Yes	No	Not Reported
39 Yes	39	0	0
61 No	45	16	0
2 Schools Opened FY 2005	2	0	0
Number of Middle Schools meeting AYP Status (Yes, No) or Not Reported in FY 2004	Number of Middle Schools with AYP Scores or Not Scored in FY 2005		
	Yes	No	Not Reported
3 Yes	3	0	0
25 No	18	7	0
3 Schools Opened FY 2005	3	0	0
Number of High Schools meeting AYP Status (Yes, No) or Not Reported in FY 2004	Number of High Schools with AYP Scores or Not Scored in FY 2005		
	Yes	No	Not Reported
2 Yes	2	0	0
18 No	10	8	0
2 Schools Opened FY 2005	2	0	0

NOTE: Charter and Alternative Schools are not included in this table.

TABLE 5

FY 2001 to FY 2005 School Grades and Adequate Yearly Progress (AYP) School District of Palm Beach County-Elementary Schools
--

School Name	FY 2001	FY 2002	FY 2003		FY 2004		FY 2005	
	GRADE	GRADE	GRADE	AYP	GRADE	AYP	GRADE	AYP
Acreage Pines	A	A	A	No	A	No	A	Yes
Addison Mizner	A	A	A	Yes	A	Yes	A	Yes
Allamanda	A	A	A	Yes	B	No	A	Yes
Banyan Creek	B	B	A	No	A	No	A	Yes
Barton	D	D	C	No	B	No	B	Yes
Beacon Cove	*	N	A	Yes	A	Yes	A	Yes
Belle Glade	D	C	D	No	C	No	C	No
Belvedere	D	C	A	No	A	Yes	A	Yes
Benoist Farms	*	*	N	No	C	No	B	Yes
Berkshire	C	C	B	No	A	No	B	Yes
Binks Forest	A	A	A	Yes	A	Yes	A	Yes
Boca Raton	B	B	A	No	A	No	A	Yes
C. O. Taylor/Kirklane	C	B	B	No	A	Yes	A	Yes
Calusa	A	C	A	No	A	Yes	A	Yes
Cholee Lake	*	*	N	No	A	No	A	Yes
Citrus Cove	A	A	A	Yes	A	Yes	A	Yes
Coral Reef	A	A	A	Yes	A	Yes	A	Yes
Coral Sunset	C	C	A	No	B	No	A	Yes
Crosspointe	*	*	N	No	B	No	B	Yes
Crystal Lakes	A	A	A	No	A	Yes	A	Yes
Cypress Trails	A	B	A	Yes	A	No	A	Yes
Del Prado	A	A	A	Yes	A	Yes	A	Yes
Diamond View	*	*	*	*	C	No	B	Yes
Discovery Key	*	N	A	No	A	Yes	A	Yes
Dr. M. M. Bethune	N	F	C	No	C	Yes	C	Yes
D. D .Eisenhower	B	A	B	No	A	No	A	Yes
Egret Lake	C	C	C	No	C	No	A	Yes
Equestrian Trails	*	*	*	*	A	Yes	A	Yes
Forest Hill	B	A	A	No	B	No	B	Yes
Forest Park	C	D	D	No	C	No	C	No
Freedom Shores	*	*	N	No	A	No	B	Yes
Frontier	*	N	A	Yes	A	Yes	A	Yes
Galaxy	C	C	C	No	C	No	C	No
Glade View	D	D	C	No	C	No	B	Yes
Golden Grove	A	A	A	No	A	Yes	A	Yes
Gove	C	A	A	No	A	No	A	Yes
Grassy Waters	*	*	*	*	*	*	B	Yes
Greenacres	C	C	B	No	A	No	A	Yes
Grove Park	D	D	C	No	C	No	B	Yes

School Name	FY 2001	FY 2002	FY 2003		FY 2004		FY 2005	
	GRADE	GRADE	GRADE	AYP	GRADE	AYP	GRADE	AYP
H. L. Johnson	C	A	A	Yes	A	Yes	A	Yes
Hagen Road	C	A	A	No	A	No	A	Yes
Hammock Pointe	B	A	A	No	A	No	A	Yes
Heritage	N	C	B	No	A	No	A	Yes
Highland	C	B	B	No	A	No	B	Yes
Indian Pines	B	A	A	No	A	No	A	Yes
J. C. Mitchell	B	A	A	No	A	Yes	A	Yes
Jerry Thomas	B	A	A	Yes	A	Yes	A	Yes
Jupiter	B	A	A	Yes	A	Yes	A	Yes
Jupiter Farms	A	A	A	No	A	Yes	A	Yes
K. E. C./Canal Point	D	D	C	No	C	No	C	No
Lake Park	D	C	C	No	C	No	C	No
Lantana	C	C	A	No	A	No	C	No
Liberty Park	A	B	A	No	A	No	A	Yes
Lighthouse	B	**	**	**	**	Yes	**	Yes
Limestone Creek	B	A	A	No	A	Yes	A	Yes
Lincoln	D	F	C	No	C	No	D	No
Loxahatchee Groves	B	A	A	No	A	No	A	Yes
Manatee	C	A	A	Yes	A	Yes	A	Yes
Meadow Park	B	B	A	No	A	Yes	A	Yes
Melaleuca	C	C	B	No	B	No	B	Yes
Morikami Park	B	A	A	Yes	A	Yes	A	Yes
New Horizons	B	A	A	No	A	Yes	A	Yes
North Grade	A	A	B	No	A	No	B	Yes
North Palm Beach	A	A	B	No	A	No	A	Yes
Northboro	A	B	B	No	B	Yes	B	Yes
Northmore	D	D	C	No	C	Yes	B	Yes
Orchard View	C	C	C	No	B	No	C	No
Pahokee	D	C	C	No	B	No	C	No
Palm Beach Gardens	A	A	A	No	A	No	B	Yes
Palm Beach Public	C	B	A	No	A	No	B	Yes
Palm Springs	C	C	A	No	C	No	B	Yes
Palmetto	A	B	A	No	A	No	A	Yes
Panther Run	C	A	A	Yes	A	Yes	A	Yes
Pierce Hammock	*	*	*	*	*	*	A	Yes
Pine Grove	D	C	A	No	B	No	B	Yes
Pioneer Park	D	D	C	No	C	No	C	No
Pleasant City	*	*	N	No	C	No	D	No
Plumosa	C	C	B	No	B	No	C	No
Poinciana	C	B	B	No	A	No	A	Yes
Rolling Green	D	C	B	No	B	No	B	Yes
Roosevelt	C	D	C	No	C	No	C	No
Rosenwald	D	D	C	No	D	No	C	No
Royal Palm Beach	*	*	N	Yes	A	Yes	A	Yes
S. D. Spady	A	A	B	No	A	Yes	A	Yes

School Name	FY 2001	FY 2002	FY 2003		FY 2004		FY 2005	
	GRADE	GRADE	GRADE	AYP	GRADE	AYP	GRADE	AYP
Sandpiper Shores	B	A	A	Yes	A	Yes	A	Yes
Seminole Trails	A	B	A	No	B	No	B	Yes
South Grade	N	D	B	No	B	No	A	Yes
South Olive	A	A	A	Yes	A	No	A	Yes
Starlight Cove	C	C	C	No	B	No	A	Yes
Sunrise Park	*	N	B	Yes	A	Yes	A	Yes
Timber Trace	A	A	A	Yes	A	Yes	A	Yes
U. B. Kinsey/Palmview	C	C	B	No	B	No	A	Yes
Verde	A	A	A	No	A	Yes	A	Yes
Village Academy	**	***	N	No	C	No	C	No
Washington	D	D	C	No	A	Yes	C	Yes
Waters Edge	A	A	A	Yes	A	Yes	A	Yes
Wellington	B	B	A	No	A	Yes	A	Yes
West Gate	C	B	B	No	A	No	A	Yes
West Riviera	D	F	C	No	D	No	C	No
Westward	C	C	C	No	B	No	B	Yes
Whispering Pines	A	A	B	Yes	A	Yes	A	Yes
Wynnebrook	C	C	A	No	A	No	A	Yes

N = No grade/AYP status reported by FDOE; (*) = School not established in that year; (**) = K-2 school not tested; (***) = insufficient number of students tested

**FY 2001 to FY 2005 School Grades and Adequate Yearly Progress (AYP)
School District of Palm Beach County-Middle Schools**

School Name	FY 2001	FY 2002	FY 2003		FY 2004		FY 2005	
	GRADE	GRADE	GRADE	AYP	GRADE	AYP	GRADE	AYP
Bak S.O.A.	A	A	A	Yes	A	Yes	A	Yes
Bear Lakes	C	C	C	No	B	No	C	No
Boca Raton	B	A	A	No	A	No	A	Yes
Carver	C	C	B	No	C	No	C	No
Christa McAuliffe	C	B	A	No	A	No	A	Yes
Congress	C	C	B	No	C	No	B	Yes
Conniston	C	B	B	No	B	No	B	Yes
Crestwood	A	A	A	No	A	No	A	Yes
Don Estridge	*	*	*	*	*	*	A	Yes
Eagles Landing	A	A	A	No	A	No	A	Yes
H. L. Watkins	C	C	C	No	C	No	C	No
Independence	*	*	N	No	A	Yes	A	Yes
Jeaga	*	*	*	*	C	No	B	Yes
Jefferson Davis	C	B	B	No	B	No	B	Yes
J. F. Kennedy	D	D	D	No	D	No	D	No
Jupiter	C	A	A	No	A	No	A	Yes
Lake Shore	D	D	C	No	C	No	D	No
Lake Worth	C	C	C	No	C	No	C	No
Lantana	C	B	B	No	B	No	C	No
Loggers' Run	B	A	A	No	A	No	A	Yes
Odyssey	*	N	B	No	B	No	A	Yes
Okeehreece	C	B	B	No	C	No	B	Yes
Omni	A	A	A	No	A	No	A	Yes
Osceola Creek	*	*	*	*	*	*	A	Yes
Polo Park	N	A	A	No	A	No	A	Yes
Roosevelt	A	B	A	No	A	No	B	Yes
Tradewinds	*	*	*	*	*	*	B	Yes
W. B. Duncan	C	A	A	No	A	No	A	Yes
Wellington	A	A	A	No	A	Yes	A	Yes
Western Pines	A	A	A	No	A	No	A	Yes
Woodlands	B	A	A	No	A	No	A	Yes

N = No grade/AYP status reported by FDOE; (*) = School not established in that year; (**) = K-2 school not tested; (***) = insufficient number of students tested

**FY 2001 to FY 2005 School Grades and Adequate Yearly Progress (AYP)
School District of Palm Beach County-High Schools**

School Name	FY 2001	FY 2002	FY 2003		FY 2004		FY 2005	
	GRADE	GRADE	GRADE	AYP	GRADE	AYP	GRADE	AYP
A.W. Dreyfoos S.O.A.	A	A	A	Yes	A	Yes	A	Yes
Atlantic	C	C	B	No	B	No	B	Yes
Boca Raton	C	C	B	No	B	No	A	Yes
Boynton Beach	*	N	D	No	D	No	D	No
Forest Hill	D	F	C	No	C	No	B	Yes
Glades Central	D	F	D	No	D	No	D	No
J. I. Leonard	C	C	C	No	C	No	D	No
Jupiter	B	A	B	No	B	No	A	Yes
Lake Worth	C	C	C	No	C	No	D	No
Olympic Heights	B	B	B	No	B	No	B	Yes
Pahokee Middle/High	D	F	D	No	C	No	C	No
Palm Beach Central	*	*	*	*	C	No	B	Yes
Palm Beach Gardens	C	C	D	No	D	No	B	Yes
Palm Beach Lakes	D	D	C	No	D	No	C	No
Park Vista	*	*	*	*	*	*	B	Yes
Royal Palm Beach	C	C	C	No	C	No	B	Yes
Santaluces	C	C	C	No	C	No	D	No
Spanish River	B	A	B	No	A	No	A	Yes
Suncoast	A	A	B	Yes	A	Yes	A	Yes
Wellington	B	A	A	No	A	No	B	Yes
West Boca Raton	*	*	*	*	*	*	A	Yes
W.T. Dwyer	C	C	B	No	C	No	C	No

N = No grade/AYP status reported by FDOE; (*) = School not established in that year; (**) = K-2 school not tested; (***) = insufficient number of students tested

**FY 2001 to FY 2005 School Grades and Adequate Yearly Progress (AYP)
School District of Palm Beach County-Charter Schools**

School Name	FY 2001	FY 2002	FY 2003		FY 2004		FY 2005	
	GRADE	GRADE	GRADE	AYP	GRADE	AYP	GRADE	AYP
Academy Int'l. Studies	*	*	*	*	*	*	N	Yes
Academy Positive Learning	*	*	*	*	*	*	D	No
Bright Futures	*	N	N	N	N	Yes	A	Yes
Chancellor Charter School	*	N	C	No	B	No	B	Yes
Charter Sch-Boynton Bch	*	*	N	No	N	Yes	C	No
Corebridge Academy	*	*	N	Yes	N	No	B	Yes
DayStar Academy	*	*	*	*	*	*	D	No
Delray Boynton Academy	N	N	N	N	F	No	F	No
Delray Youth Vocational	*	*	N	N	N	***	N	***
Ed Venture	N	N	N	No	N	No	N	N
Everglades Preparatory	*	*	N	No	N	No	N	No
G Star School of the Arts	*	*	*	*	B	Yes	B	Yes
Glades Academy	*	N	N	No	N	No	N	No
Good Schools for Ldrshp	*	*	*	*	*	*	N	No
Guided Path Academy	*	*	*	*	*	*	N	N
Gulfstream Goodwill	*	*	*	*	*	*	N	No
IMAGINE School	*	*	N	No	N	No	F	No
Inlet Grove ^C	N	C	C	No	C	No	C	No
J F. Kennedy Charter	*	*	N	Yes	N	No	C	No
Joseph Littles-Nguzo Saba	N	N	N	No	D	No	D	No
Lake Side Academy	N	N	F	No	N	No	N	No
Noah's Ark	*	N	N	N	N	No	N	No
Palm Beach Maritime	N	N	C	No	C	No	C	Yes
PB School for Autism	*	*	*	*	N	***	N	***
Potentials	N	N	N	N	N	***	N	***
Potentials South	*	*	*	*	*	*	N	***
Renaissance Learning	N	N	N	N	N	***	N	***
Riviera Beach Academy	*	*	N	No	F	No	F	No
Seagull Academy	*	*	N	N	N	Yes	N	N
South Technical ^C	N	D	C	No	D	No	F	No
Spanish Academy	*	*	*	*	N	Yes	N	Yes
Survivors - Boynton Beach	*	*	*	*	F	No	N	No
Survivors -West Palm	*	N	N	No	N	No	N	No
Toussaint L'Ouverture High	*	N	F	No	N	No	N	No
Western Academy	*	*	*	*	C	No	N	No

N = No grade/AYP status reported by FDOE; (*) = School not established in that year; (**) = K-2 school not tested; (***) = insufficient number of students tested; ^C = Conversion Charter as of August 2004

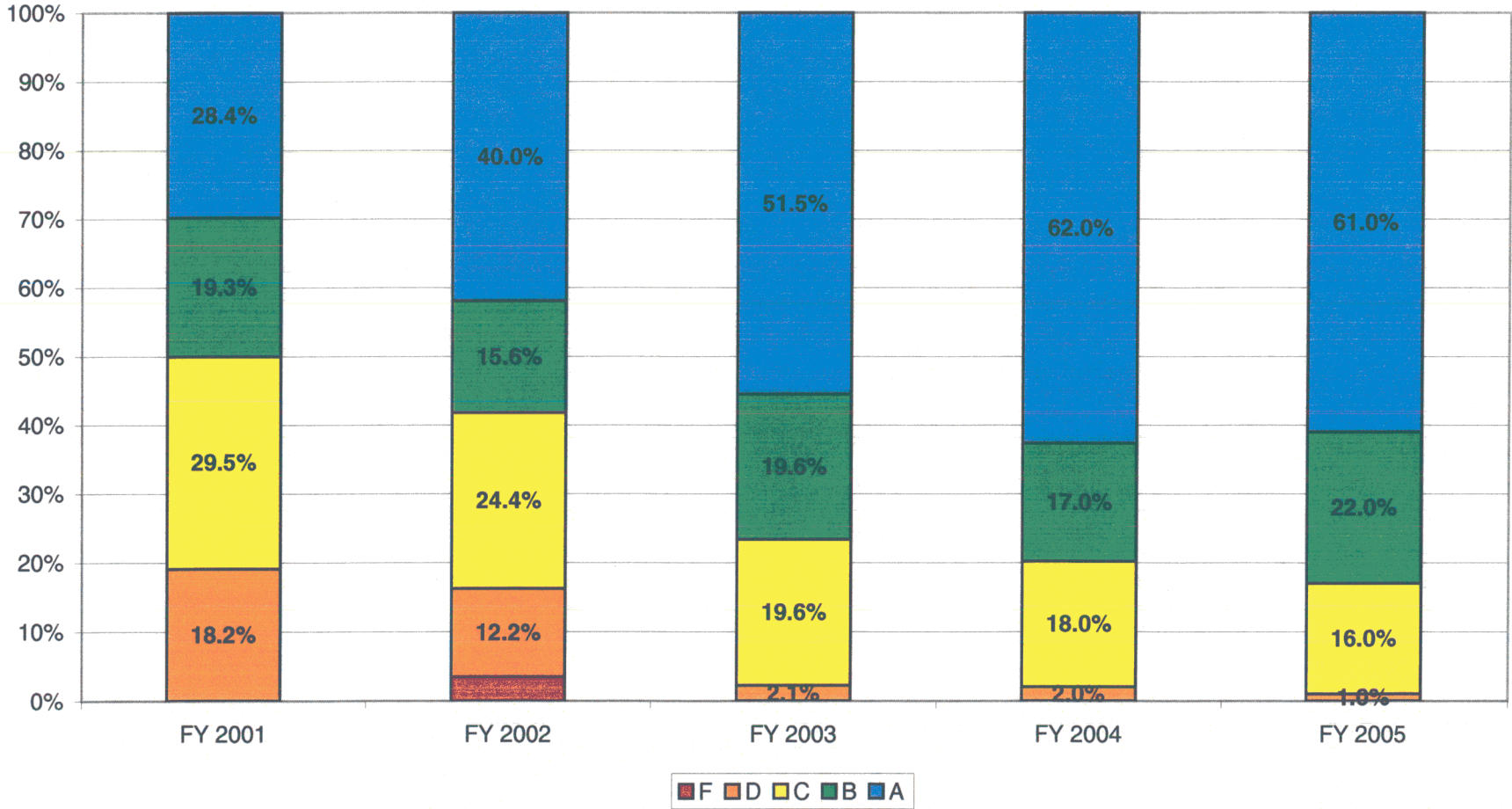
**FY 2001 to FY 2005 School Grades and Adequate Yearly Progress (AYP)
School District of Palm Beach County-Alternative Schools**

School Name	FY 2005	
	GRADE	AYP
Alternative Program Central	N	N
Alternative Program North	N	N
Alternative Program South	N	N
Central Area Elementary School Transition	N	N
Delray Full Service	F	No
Eagle Youth Academy	N	Yes
Educational Resource Center	N	N
Gold Coast School	F	No
Highridge Family Center	N	N
Lake Shore Annex	N	No
Mid West Secondary Intensive Transition	N	N
North Area Elementary School Transition	N	N
North Area Secondary Intensive Transition	N	No
Roosevelt Full Service	F	No
South Area Elementary School Transition	N	N
South Area Secondary Intensive Transition	N	No
West Area Secondary Intensive Transition	N	No
West Area Elementary School Transition	N	N
West Area School of Choice	F	No

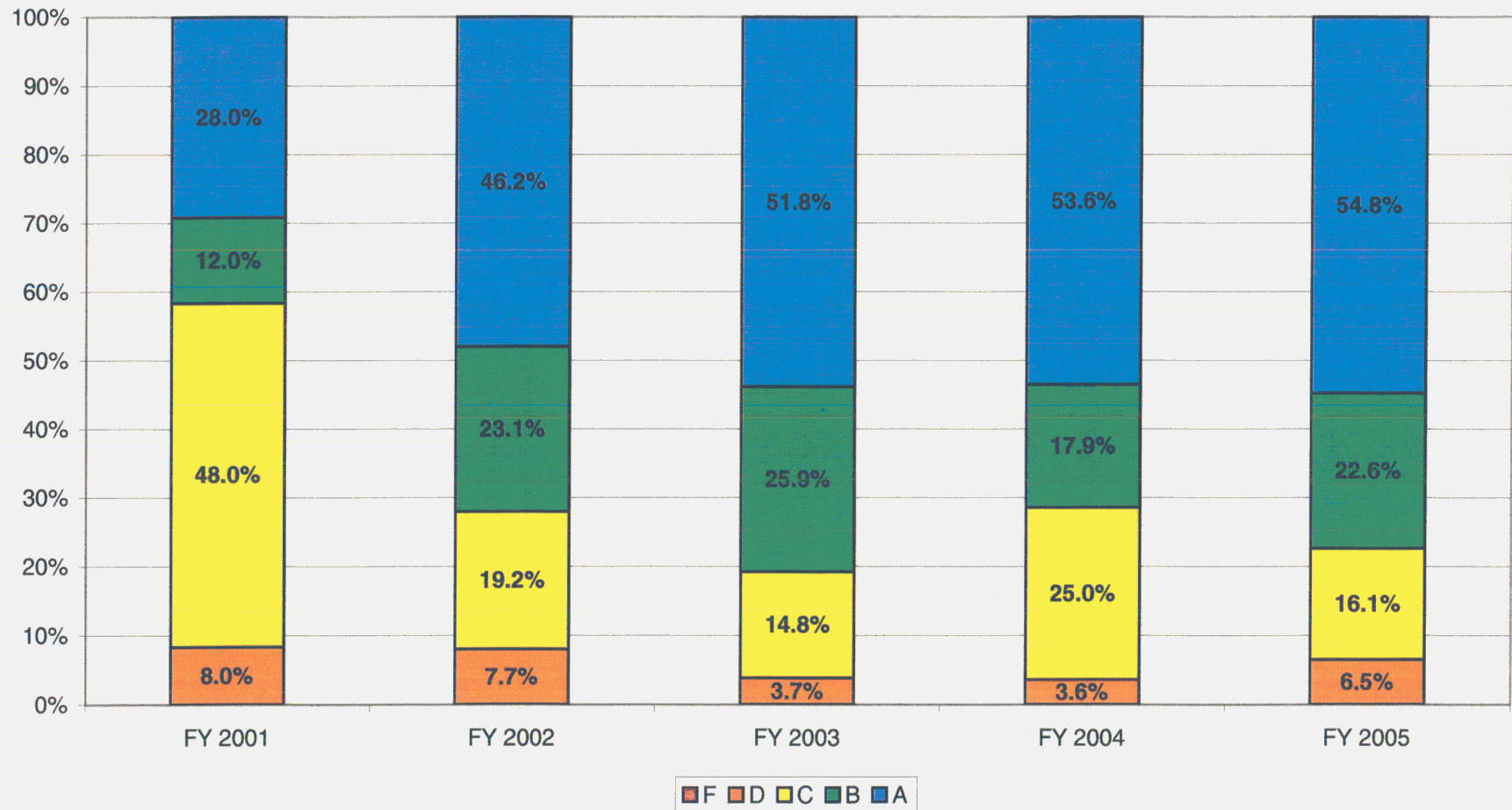
School grades and AYP were not reported for Alternative Schools until FY 2005.

N = No grade/AYP status reported by FDOE; (*) = School not established in that year;
(**) = K-2 school not tested; (***) = Insufficient number of students tested

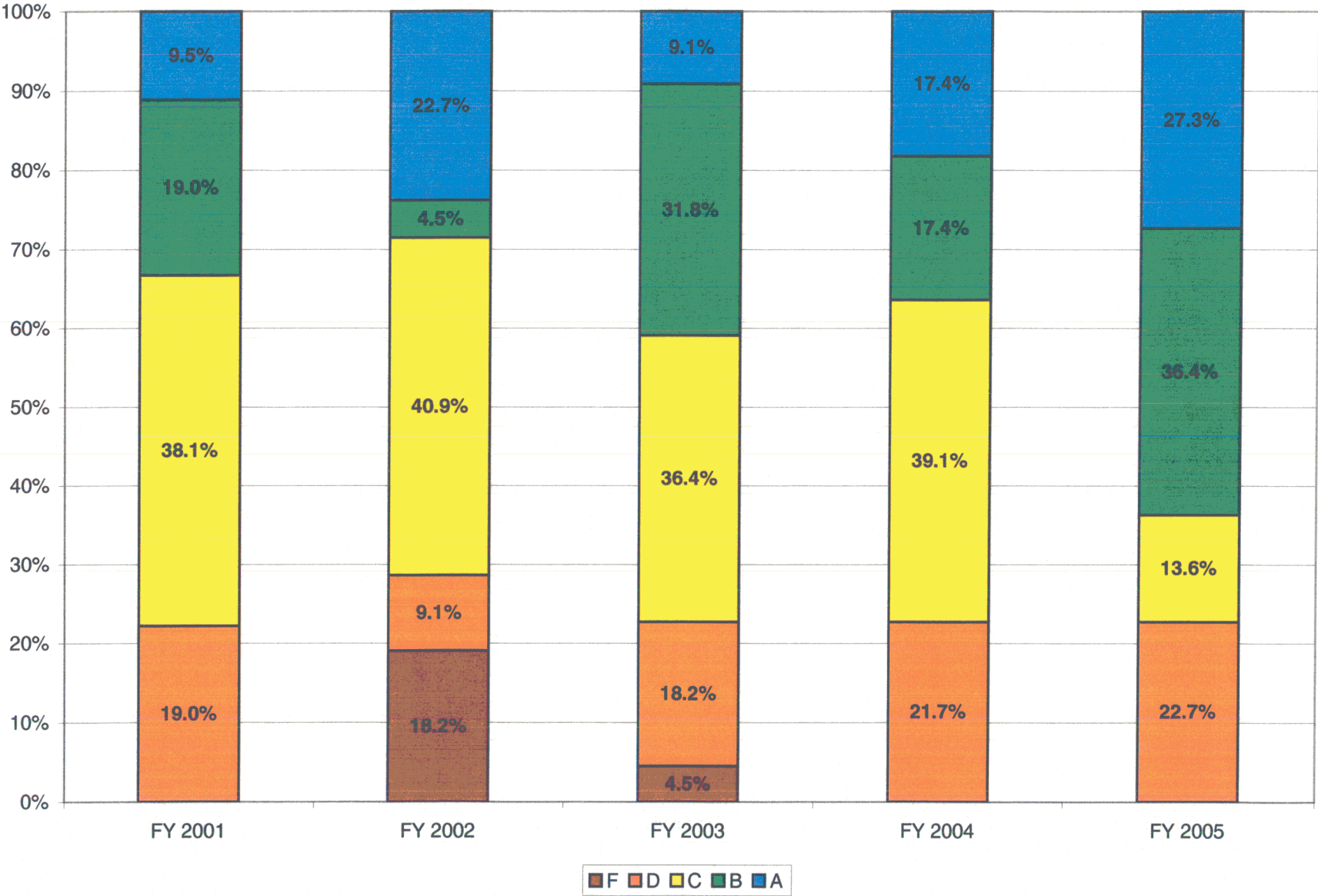
School District of Palm Beach County ELEMENTARY SCHOOL GRADES FY 2001 - FY 2005



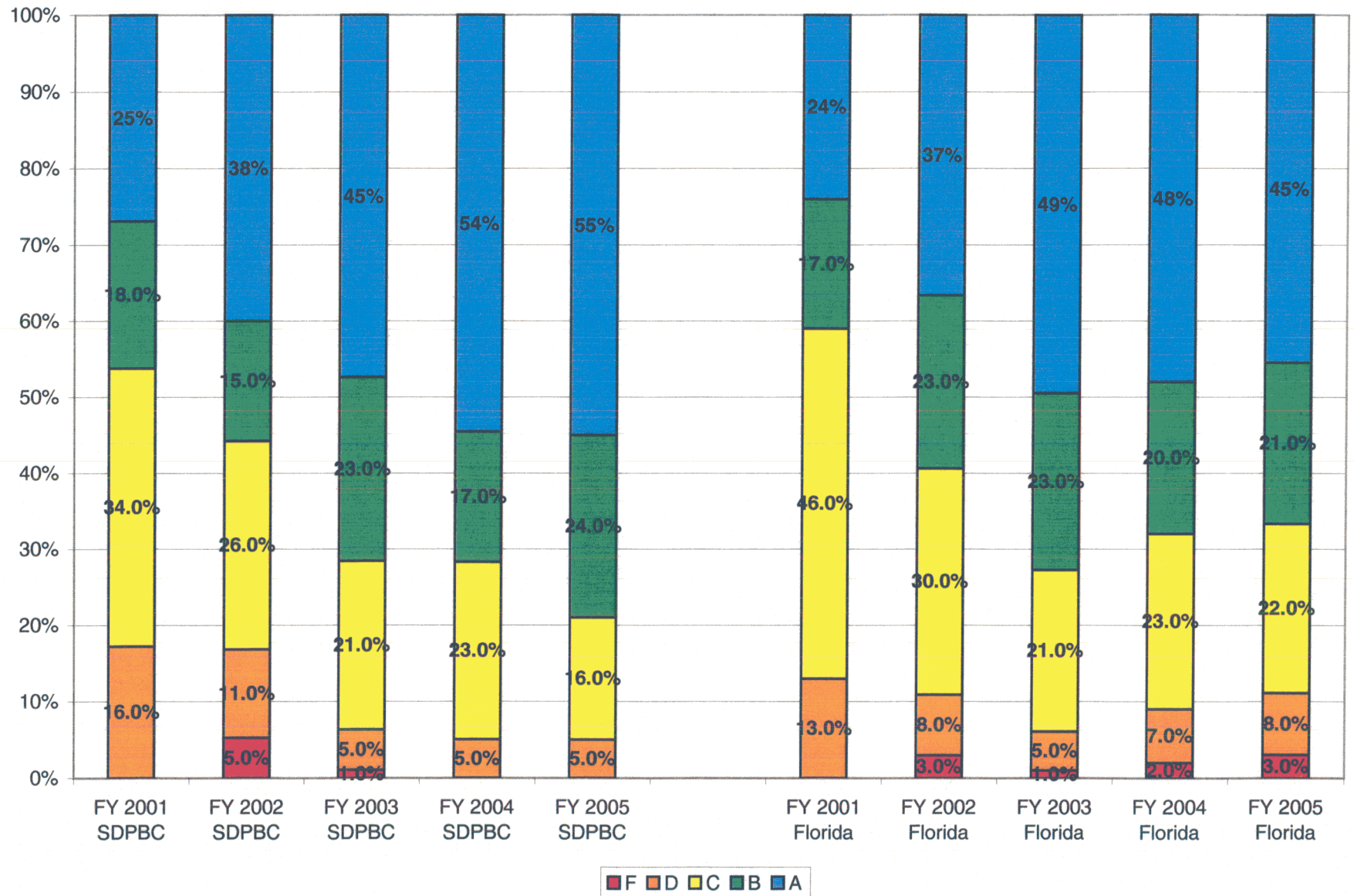
School District of Palm Beach County MIDDLE SCHOOL GRADES FY 2001 - FY 2005



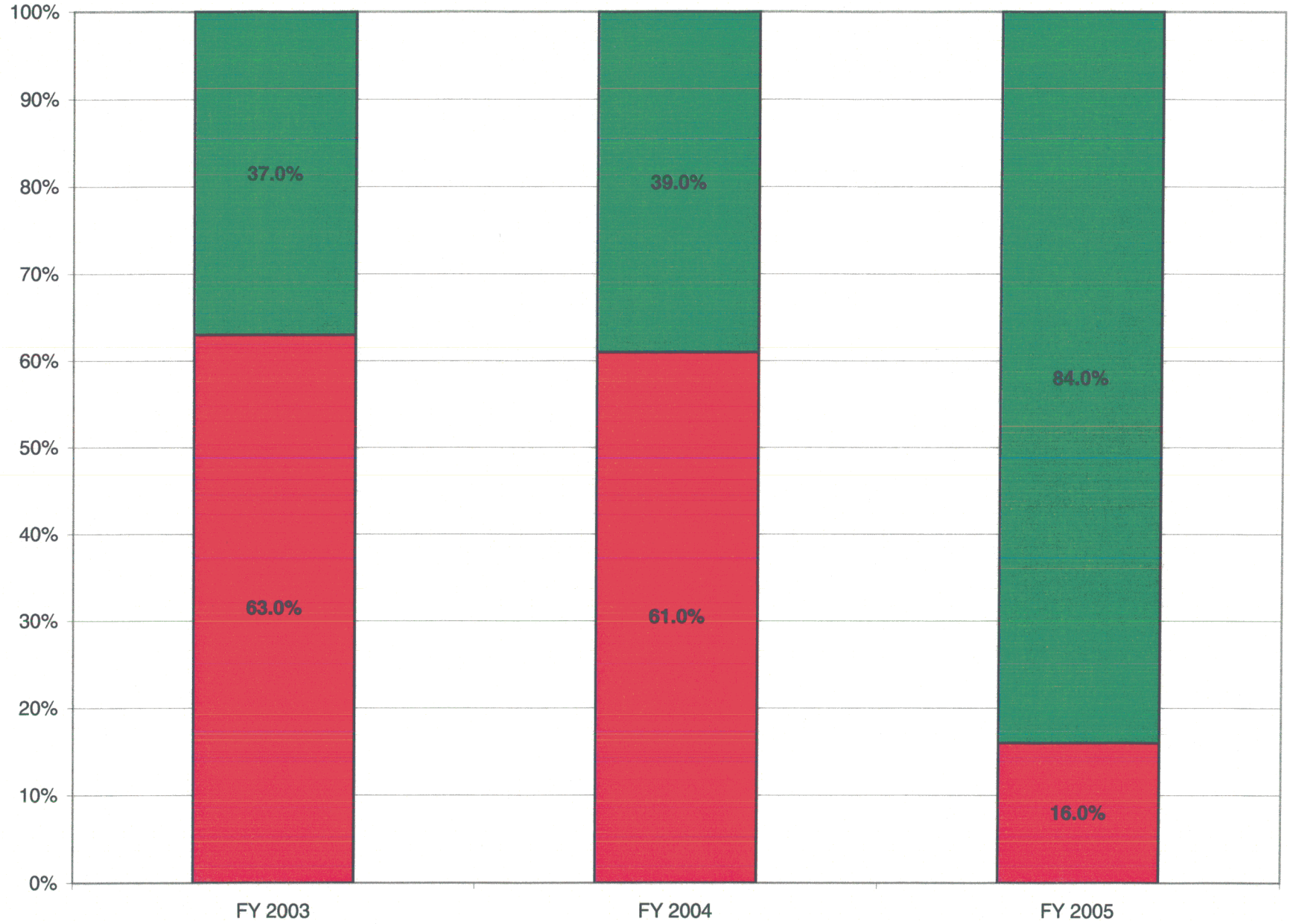
School District of Palm Beach County HIGH SCHOOL GRADES FY 2001-FY 2005



Palm Beach County vs Florida FY 2001-FY 2005 School Grades

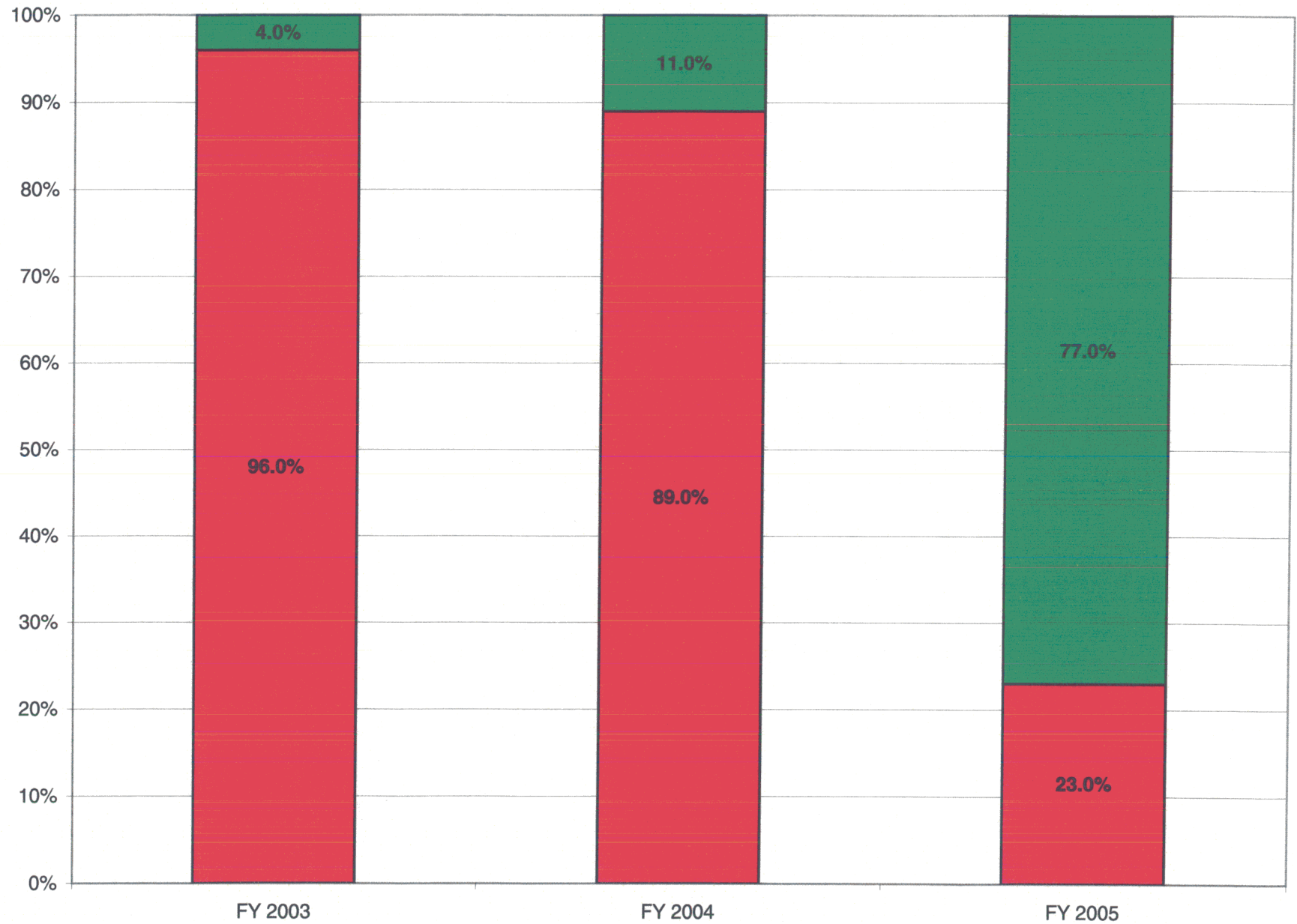


School District of Palm Beach County Percent Making Adequate Yearly Progress-Elementary Schools FY 2003-FY 2005



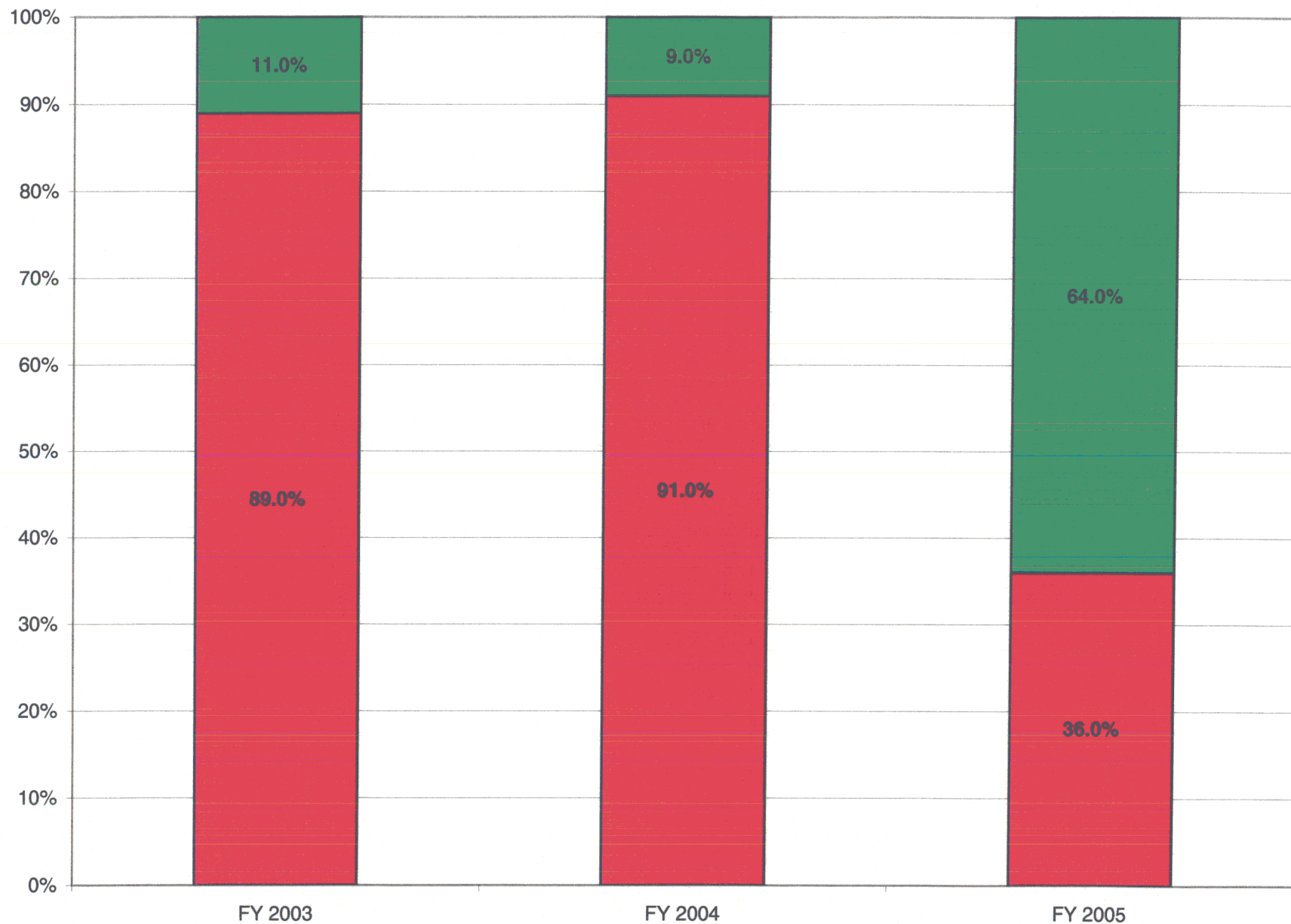
■ No ■ Yes

School District of Palm Beach County Percent Making Adequate Yearly Progress-Middle Schools FY 2003-FY 2005



■ No ■ Yes

School District of Palm Beach County Percent Making Adequate Yearly Progress-High Schools FY 2003-FY 2005



■ No ■ Yes

Palm Beach County vs Florida Percent Making Adequate Yearly Progress-All Schools FY 2003-FY 2005

