



LET'S GROW

School Garden development guide

If you have a garden and a library, you have everything you need.

- *Marcus Tullius Cicero*



Table of Contents



Digging In and Benefits of School Gardens.....	3
Garden Atmosphere.....	4
Garden Planning.....	5
Types of Gardens.....	6 - 8
Garden Management, Fruit and Vegetable Selection.....	9
Soil, Irrigation, Fertilizer Options and Pest Management.....	10 - 11
Mulching, Compost and Harvesting the Crop.....	12 - 13
Sustainability and Garden Aesthetics	14
School District of Palm Beach County Facility Requirements.....	16
Produce Recommendations.....	17
Recommended Plants.....	18 - 23
Recommended Fruit Trees.....	24
Prohibited Plant List.....	26 - 34
Curriculum and Garden Connections.....	36
Sun Safety.....	37
Resources and School Garden Photos.....	38 - 39
Acknowledgements.....	40 - 42

digging in

Congratulations on your decision to embark on a new adventure! Creating a school garden is an exciting way to introduce children to the multi-dimensional benefits of gardening.

Every garden has its own **personality and growing style**. Herbs, vegetables, and fruit trees that are selected should complement the cultures and tastes of the children and families that they serve. **Gardens are a community initiative**. Incorporate your school community members; involve everyone! **Create partnerships** with local food pantries and food distribution organizations. Arrange collections for the excess food so that the garden contributes to a healthy community. **Work with garden and environmental clubs** on campus since they can be great assets to garden projects. As the garden grows, always remember to **share your successes!**

benefits of SCHOOL Gardens

- **Provides opportunities for recreation, exercise, education and for spending time in nature.**
- **Produces nutritious food that can be shared with students to reduce the food expenditures for their families.**
- **Encourages self-reliance.**
- **Stimulates social interaction.**
- **Preserves green space.**
- **Beautifies school grounds.**
- **Creates opportunity for donations to food pantries.**



LET'S GROW



THE Garden Atmosphere

Design – Create spaces that are inviting.

Destinations – Design paths and items of interest throughout the garden. Give people a reason to come and stay.

Art – Use gardens to display art work and to serve as an outdoor gallery.

Orchard – Consider fruit trees. Once planted, maintenance is generally low.

Vegetables – Vegetable gardens should be planned based on the season and what grows well in our area. Take a look at the list of recommended vegetables on page 17 of this guide.

Herbs – Herb gardens complement culinary programs and provide a variety of scents to the space.

Butterflies – Butterfly gardens are nectar sources and attract pollinators to the garden.

Garden Planning

Successful gardens have four key components.



Sun: Once the type of garden has been decided and the space is available, consider the amount of sunlight the space receives, the location of the sun and the time of year. An appropriate place to garden in the summer may have too much shade in the winter to grow vegetables. Keep in mind, some gardens require at least ten hours of direct sunlight.

Water: Consider the water source and the ideal way to water the plants. An irrigation system that can be set to run automatically is best. Watering manually is one way to keep students engaged. If the plan is to use rain barrels, a roof from which to collect water and an appropriately sized downspout for the size of the container is necessary.

Soil: Inspect the soil. Contact the Facility Management Coordinator (FMC) assigned to the school zone or area before beginning to dig. **Click here** for the FMC assigned to the school's campus or visit: www.palmbeachschools.org/facilitieservices/documents/SchoolFMCAssignmentswoNextels-2015-2016.pdf

Many eastern properties are largely composed of sandy soil which has a high pH. This can be remedied by adding sulfur or by using fertilizer containing ammonium sulfate. Please call the University of Florida/IFAS Palm Beach County Cooperative Extension Service office for further assistance at (561) 233-1750.

Assemble a Team: Recruit enough volunteers to ensure that the garden thrives. Choose individuals that are willing to pull up their sleeves and dig in (e.g. business partners, afterschool staff, classes, and/or create a garden club). Be sure to plan ahead when volunteers are coming onsite and remember to adhere to the District's volunteer policy. If unfamiliar with these policies, check with the front office staff on campus or the School Police.

Types of Gardens

In-ground Garden

- **Very affordable**
- **No barrier to pests**
- **Soil may need significant nutrients**



Hydroponic Stackers

- **Effective at reducing pest infestation**
- **High level of production**
- **Very costly start up**
- **High level of maintenance required**

Hydroponic Beds

- **Extremely affordable**
- **Highly productive hydroponic method**

Full details at:
<http://edis.ifas.ufl.edu/hs184>



Raised Bed (At Least 18" Tall)

- **Popular for visual appeal**
- **Can be expensive to create**
- **Roots may become tangled**

Pot or Bag Garden

- **Fairly affordable**
- **Provides some protection from pests**
- **Pots must be big enough to accommodate the plant's root system**
- **Bags are not reusable**
- **Must be watered frequently**



Key Hole Garden

- **Traditional gardening method used all over the world**
- **Very affordable and functional**
- **Retains moisture well**
- **Created from repurposed materials**

Vertical Garden

- **Uses a unique, upright composting container system**
- **Incorporates aeroponics**
- **Excellent use of fence space**
- **Affordable and useful**



Butterfly Garden

- **Excellent pollinators, like bees**
- **Important to the food chain**
- **Requires a mix of "Host" and "Nectar" plants**

Herb Garden

- **Easy to grow and maintain**
- **Requires little sun and fertilizer**
- **Soil drains well**
- **Can be grown in pots or planted in the ground**



Rock Garden

- **Contains a variety of rocks and any species of small flowers**
- **Low maintenance**
- **Adds variety and texture to the garden and school landscapes**
- **Simple to construct**

Meditation, Serenity or Gratitude Garden

- **Are spaces to retreat, recharge, and rejuvenate**
- **Encourages and incorporates relaxation and peacefulness**
- **Highlights a focal point or view such as the horizon, trees, flowers, a fountain or pond**



"The only way to grow a garden is to plant seeds. To live an abundant life, plant seeds of gratitude...count your blessings! It's free and they're absolutely everywhere.

- Ellie Febbo

Garden Management

The style, design, content, and method of management are at the discretion of each school.

- **Communal gardens** - where members share the responsibilities and the benefits
- **Plotted gardens** - where members maintain a plot, bed or section and keep what is grown
- **Composite gardens** - are mixtures of these two styles

It is recommended that on school grounds, all children and volunteers work together for a common purpose. The personality of the garden, the volunteers, and the people it serves should be considered when designing the school garden.



Fruit and Vegetable Selection

Just as each school is different, so is the garden that will work best for its population. Choose vegetables and fruits based on the tastes, culture, and desires of the students, staff, and community that the school garden serves.



Choose the right plant for the right place. Be sure to understand the sunlight and water needs of each plant to ensure viability. (Refer to page 17)

SOIL

The ideal soil in which to grow vegetables has a high nutrient content and good drainage. This means that you should have dark soil, and light enough so that when it is watered it does not compact. Roots need to have water pass over them, cannot tolerate flooded soil, and will not grow well if the ground is too hard. Soil should be at a minimum of **10** inches deep for root growth.

To learn more about the nutrient content of your soil, send a sample to the University of Florida soil testing lab for analysis

<http://edis.ifas.ufl.edu/pdffiles/SS/SS18700.pdf>



Irrigation Options

- **Drip irrigation** – *This method keeps water usage to a minimum, though maintenance may be high.*
- **Sprinklers** – *Are an excellent option because they generally exist on school campuses already. Note, increasing water to garden areas only, may be difficult.*
- **Hand watering** – *This is the best way to monitor plants to ensure adequate watering, though this option can be labor intensive.*
- **Rain barrels** – *Are a fine way to capture rainwater to ensure utilization, though this option may not be consistently available. Barrels must have secured, lockable covers to prevent accidental drownings, access to animals and limit mosquito breeding. Water plants in the morning so that they are not wet overnight. Wet plants can increase the spread of disease.*



Fertilizer Options

The School District permits the judicious use of synthetic and natural fertilizers. Fresh manure is not permitted. It is recommended that synthetic fertilizers are applied based on specific soil requirements. Follow all measurement instructions on the label to avoid “burning” plants. Do not over fertilize! Extra fertilizer can run off into storm-water collection systems and nearby waterways causing a negative environmental impact. Always wear gloves when applying fertilizer and wash hands thoroughly when finished. Remember, fertilizer should be secured from student access and stored on campus either in custodial or flammable storage rooms. Students should never handle fertilizer.



For more information on fertilizer please visit:
<http://edis.ifas.ufl.edu/cv101>

Pest Management

Only certified School District pest control operators are permitted to apply pesticides, herbicides, and fungicides. Only natural pest treatment solutions should be stored at School District facilities (refer to page 12). All solutions must be secured to prevent unauthorized use and student access. Students are not permitted to handle or apply pest treatment solutions under any circumstances. Non-toxic insecticidal soaps may be used to treat pests. Pest treatments such as visual inspections and physical removal of pests are encouraged.



(Shown right: Berkshire Elementary student inspecting for pests)

All pest control measures must comply with the School District of Palm Beach County – Integrated Pest Management Program (IPM). The District’s IPM Program is available for review on the Environmental and Conservation Services (ECS) website:

<http://www.palmbeachschools.org/ecs/>

Recommended pest control methods include:

- **NEEM Oil** - *is a non-toxic substitute for many pesticides which can be applied with a standard spray-bottle.*
- **Soapy water** - *can be sprayed directly on plant surfaces as an effective, environmentally-friendly pest treatment.*
- **Physical Removal** - *remember to use gloves when pulling insects off of plants.*

MULCHING

Mulching of garden beds is acceptable and only District approved mulch suppliers are allowed. Please select an environmentally-friendly, non-dyed mulch for school gardens.

When wheelchair accessibility is necessary, to be compliant with the Americans with Disabilities Act of 1990 (ADA), engineered wood fiber or shell rock compacted surfaces are recommended. Consult Risk Management at **(561) 357-7560** or **(561) 357-5960** for additional information.

COMPOST

Composting is a great option to reduce your yard and kitchen waste while creating a beneficial product for the garden. Two materials are needed for successful composting: “Brown” materials including small twigs, dried leaves, shredded newspaper, cardboard, paper towels, and napkins; “Green” materials including kitchen scraps, grass clippings, and yard clippings. Keep products with a lot of seeds, invasive weeds, or that are diseased out of your compost pile. Compost piles are best when approximately **50% brown and 50% green.**

For more information visit:

<http://edis.ifas.ufl.edu/ep323>

HARVESTING THE CROPS

STOP ALL FERTILIZING, INSECTICIDE, AND FUNGICIDE APPLICATIONS 10 DAYS PRIOR TO HARVESTING

Harvest your vegetables and fruit early in the morning. Cool immediately by dipping in ice water to remove the heat. Wash hands thoroughly after handling soil and plants. Rinse produce with water before consuming.



Through school gardening programs, the potential exists to grow a substantial amount of food. Before the growing process is started, plans for utilizing the produce should be created.

Here are some options:

- **Partner with the School Food Service team to provide samples on the serving line**
- **Sell to parents and teachers to sustain the garden**
- **Host a salad day/cooking classes**
- **Send home with families**
- **Donate to:**

Palm Beach County Food Bank
CROS ministries for gleaning
Local food pantries

Whenever serving food grown in the garden, consult with the School Food Service professional on the school campus to ensure that food cleanliness procedures are followed.

sustainability

Sustainability Plan

To sustain the garden, it's important for each school garden team to develop a financial sustainability plan. Once the garden is developed, operational costs are minimal. The plan can include business partnerships, grant funding, and selling produce to reinvest into the garden.

At the end of each school year, solarize the soil. To do this, clean out each raised bed and turn over the dirt to allow it to compost. Cover each bed with visqueen, a durable, heavy, clear plastic. This process uses the heat from the sun to rid the soil of pests during the summer months and prepares the soil for the next planting season.

For more information about solarization visit:
<https://edis.ifas.ufl.edu/in856>

Garden Aesthetics

Maintenance

Keep the garden area presentable at all times. Compost piles and spin barrel composters are acceptable options to address waste. Refer to the Compost section on page 12. Utilize the garden team as needed. Refer to page 5.



Signage

Display signs to acknowledge sponsors of the school garden, the purpose of the space, and to identify plants. Involve students and community partners in the gardening naming process.

Generally speaking, gardens with names have greater personality and people are more likely to want to get involved.

Share Successes!

Share the great things happening in the garden as they occur. This will bring more volunteers and potentially additional funding opportunities. Contact the District's Department of Communications and Engagement to send out press releases when a planting or harvest day will occur. Include pictures!

Funding

- **Create a budget**
- **Develop a Wish vs. Need list**
- **Recruit community partners**
- **Request donations from parents**
- **Apply for grants**
- **Host a green fundraiser**

Grant Writing

When garden projects fit within grant parameters:

- **Address specific questions specified within the grant**
- **Provide donation intentions**
- **Provide sustainability plan**
- **Share educational benefits**
- **Submit a reasonable budget**
- **Respect financial parameters of the grant**
- **List community partners**
- **Include pictures**

For garden grant opportunities please visit:

<http://www.gardenabcs.com/Grants.html>

<http://www.palmbeachschools.org/sfs/gardens.asp>

School District of Palm Beach County

(PBCSD) Facility Requirements

ADA Accessibility (Disability Accommodations)

The District requires that all gardens have areas available to disabled children and adults, allowing them to have access and to participate. One example is to plant an orchard of trees with at least one tree situated next to an ADA accessible path. Raised beds must be between 18 - 30 inches above ground level. The District's Program Management Department is responsible for ADA facility modifications. Contact the District's legal department for more specific information.

Prohibited Plant List

The Maintenance & Plant Operations Department maintains a list of prohibited plants. It is recommended that before planting, school personnel review the list to ensure that no prohibited plants have been selected for the garden project. *Refer to pages 26-34 of this guide for the FY16 edition of the "Prohibited Plant List."*



(Pictured: Oleander, a plant on the Prohibited Plant List)

Recommended Fruit Trees

Many schools are interested in expanding their gardens to include fruit trees. Included in this guide is a list of fruit trees that are acceptable for use on school campuses and are known to grow well in South Florida (see pages 24-25).



Pictured: Loxahatchee Orange Groves

Produce Recommendations

Courtesy of UF/IFAS Cooperative Extension Service

Arugula
Basil
Beans
Bok Choy
Broccoli
Cabbage
Carrots
Chives
Cilantro
Collards

Dill
Eggplant
Fennel
Greens
Kohlrabi
Lettuce
Microgreens
Mint
Oregano
Parsley
Peas

Pepper
Pok Choy
Radish
Rosemary
Sage
Spinach
Swiss Chard
Tarragon
Tomato
Watermelon

Recommended & Prohibited Plant Selection for BOSD



Recommended Plants

Common Name	Scientific Name
Bald Cypress	Taxodium distichum
Basil	Ocimum basilicum
Beautyberry	Callicarpa americana
Black Ironwood	Krugiodendron ferreira
Blolly	Guapira discolor
Blue Porterweed	Stachytarpheta jamaicensis

Recommended Plants

Common Name	Scientific Name
Blue Sage	Salvia azurea
Broccoli	Brassica oleracea
Common Milkweed	Asclepias syriaca
Butterfly Milkweed	Asclepias tuberosa
Cassia	Cinnamomum cassia
Choconiana	Heliconia psittacorum
Cilantro	Coriandrum sativum
Clusia	Clusia rosea
Coco Plum	Chrysobalanus icaco
Coontie	Zamia integrifolia or Zamia pumila
Copper Leaf	Acalypha wilkesiana
Crabwood	Gymnanthes lucida
Crape Myrtle	Lagerstroemia indica
Cuphea (Firecracker plant)	Cuphea ignea
Dahoon Holly	Ilex cassine
Dwarf Schefflera	Schefflera arboricola
Dwarf Yaupon Holly	Ilex vomitoria
Egyptian Star Cluster	Pentas lanceolata
Eggplant	Solanum melongena
Fakahatchee Grass	Tripsacum dactyloides
Fiddlewood	Citharexylum fruticosum
Fire Spike	Odontonema strictum
Firebush	Hamelia patens
Florida Strangler Fig	Ficus aurea
Florida Thatch Palm	Thrinax radiata
Florida Wild Privet	Forestiera segregata
Geiger Tree	Cordia sebestena
Green Ash	Fraxinus pennsylvanica
Green Beans	Phaseolus vulgaris

Recommended Plants


Common Name	Scientific Name
Green Buttonwood	Conocarpus erectus
Green Island Ficus	Ficus microcarpa
Guana Palm	Iguanura wallichiana
Gumbo Limbo	Bursera simaruba
Indian Hawthorn	Rhaphiolepis indica
Inkwood	Exothea paniculata
Ixora	Ixora coccinea
Jamaican Caper	Capparis cynophallophora
Jamaican Dogwood	Piscidia piscipula
Juniper	Juniperus
Lancewood	Nectandra coriacea
Laurel Oak	Quercus laurifolia
Lilyturf, Liriope	Liriope muscari
Limber Caper	Capparis flexuosa
Loblolly Bay	Gordonia lasianthus
Locustberry	Byrsonima lucida
Magnolia	Magnolia grandiflora
Marlberry	Ardisia escallonioides
Mastic	Pistacia lentiscus
Myrsine	Rapanea guianensis
Myrtle of the River	Calypttranthes zuzygium
New England Aster	Symphyotrichum novae-angliae
Necklace Pod	Sophora tomentosa
Paradise Tree	Simarouba glauca
Parsley	Petroselinum crispum
Paurotis Palm	Acoelorrhaphe wrightii
Philippine Violet	Barleria cristata
Pigeon Plum	Coccoloba diversifolia
Pittosporum	Pittosporum tobira

Recommended Plants

Common Name	Scientific Name
Plumbago	Plumbago auriculata
Podocarpus	Podocarpus macrophyllus
Pond Apple	Annona glabra
Pond Cypress	Taxodium ascendens
Pop Ash	Fraxinus caroliniana
Porterweed	Stachytarpheta jamaicensis
Princess Flower	Tibouchina semidecandra
Red Bay	Persea borbonia
Red Maple	Acer rubrum
Red Mulberry	Morus rubra
Red Stopper	Eugenia rhombea
Rosemary	Rosmarinus officinalis
Royal Palm	Roystonea oleracea
Sabal Palm	Sabal palmetto
Salvia	Salvia officinalis
Sand Pine	Pinus clausa
Satin Leaf	Chrysophyllum oliviforme
Saw Palmetto	Serenoa repens
Scarlet bush	Hamelia patens
Schilling's Dwarf	Ilex vomitoria
Sea Grape	Coccoloba uvifera
Sea Oxeye Daisy	Borrchia frutescens
Shumard Oak	Quercus shumardii
Silver Buttonwood	Conocarpus erectus var sericeus
Simpson Stoppers	Myrcianthes fragrans
Slash Pine	Pinus elliottii
Society Garlic	Tulbaghia violacea
Southern Live Oak	Quercus virginiana

Recommended Plants

Common Name	Scientific Name
Southern Magnolia	Magnolia grandiflora
Southern Red Cedar	Juniperus silicicola
Spanish Stopper	Eugenia foetida
Spicewood	Calyptrotrichus pallens
Sugarberry	Celtis laevigata
Swamp Bay	Persea palustris
Sweetgum	Liquidambar styraciflua
Sycamore	Platanus occidentalis
Tetrazygia	Tetrazygia elegans
Thatch Palm	Thrinax radiata
Thryallis	Galphimia glauca
Tomato	Solanum lycopersicum
Torchwood	Amyris elemifera
Varnish Leaf	Dodonaea viscosa
Washington Fan Palm	Washingtonia robusta
Water Hickory	Carya aquatica
Watermelon	Citrullus lanatus
Wax Jasmine	Jasminum simplicifolium
Wax Myrtle (Bayberry)	Myrica cerifera
White Indigo Berry	Randia aculeate
White Stopper	Eugenia axillaris
Wild Coffee	Psychotria
Willow Busic (White Bully)	Sideroxylon salicifolium
Yaupon Holly	Ilex vomitoria
Yellow Alder	Turnera ulmifolia
Yellow Squash	Cucurbita pepo
Zinnia	Zinnia elegans
Zucchini	Cucurbita pepo



Pictured: Pumpkins - A Fall Favorite!

NOTE: Some plants on the recommended plant list may have similarities with plants included on the prohibited plant list. As a general rule, it is important to teach all children to refrain from touching or eating any part of a plant (*including leaves, stems, roots, fruits, flowers, etc.*) without first learning from a knowledgeable gardener. Eating plant parts, fruits or vegetables is permissible only after proper preparations are made. Consult with the School Food Service professional on campus to ensure proper procedures are followed.

Recommended Fruit Trees

Fruit Tree	Size	Notes on tree/fruit
Annona/Sugar Apple	15' - 20'	Grows in full sun.
Atemoya/Custard Apple	Up to 20'	Desirable for small areas.
Avocado	40' - 60'	Better fruit production with two trees though this is not necessary. Must be planted in a well-drained site.
Banana	5' - 20'	May spread widely from underground rhizomes. Requires full sun and moist, well-drained soil. Water regularly.
Barbados Cherry/Acerola	Up to 20' (tall or wide)	Susceptible to insects.
Caimito/Star Apple	25'-100'	Requires well-drained soil and a sunny location.
Carambola/Star Fruit	Up to 35'	High water requirements.
Fig	10' - 20'	Not drought tolerant.
Jaboticaba	Up to 20'	Very slow growing. Fruits multiple times a year. Not drought tolerant. Requires a sunny location.
Jujube	15' - 35'	Fruit litter can attract pests and rodents.
Longan	30' - 40'	Requires a sunny, well-drained site.
Loquat	Up to 30' - 35' (frequently reaches 15')	Easy to grow. Tolerates drought once established.
Lychee	40'	Requires sun, well-drained soil, and some wind protection.
Mamey Sapote	40'	Requires well-drained soil and has high water needs.
Miracle fruit	Up to 10' - 15' tall and 6' - 8' wide	Requires acidic, well-drained soil.
Mulberry Tree	15' - 70'	Produces tiny fruit. Very popular with children and birds. Fruit will stain!
Papaya	10' - 15'	Male plant will not bear fruit. Tree only lives 1-3 years. Requires full sun and excellent draining. Can be grown from a seed.
Passion Fruit	Vine	White flower provides a lot of fruit. Requires full sun. Plant next to a trellis. High water requirements.
Tamarind	Up to 80'	Drought tolerant. Requires full sun.



PBCSD - Prohibited Plant List

Common Name	Scientific Name	Dermatological Issues	Gastrointestinal Issues	Respiratory Issues	Can Cause Death	County Prohibited	Undesirable
Agave	Agave	Yes					
Air Potato Vine	Dioscorea bulbifera					Yes	
Akee	Blighia sapida		Yes		Yes		
Allamanda	Allamanda cathartica	Yes	Yes				
Anemone	Anemone	Yes	Yes	Yes			
Australian Pine	Casuarina equisetifolia					Yes	
Azalea	Rhododendron				Yes		
Balsam Apple (Bitter Melon)	Momordica balsamina		Yes		Yes		
Barbados Nut	Jatropha curcas				Yes		
Belladonna	Atropa belladonna		Yes		Yes		
Black-Eyed Susan	Rudbeckia hirta	Yes					
Black Olive	Bucida buceras						Yes
Black Nightshade	Solanum nigrum		Yes		Yes		
Boat Lily	Rhoeo spathacea	Yes			Yes		Yes
Bougainvillea	Bougainvillea spp						Yes
Brazilian Pepper	Schinus terebinthifolius	Yes		Yes		Yes	
Buttercup	Ranunculus acris	Yes		Yes			
Cactus	Cactaceae						Yes
Caladium	Caladium	Yes	Yes				
Camphor	Dryobalanops aromatica		Yes				
Cape Honeysuckle	Tecoma capensis						Yes
Carolina Jasmine	Gelsemium sempervirens	Yes			Yes	Yes	
Carrotwood	Cupaniopsis anacardioides					Yes	

PBCSD - Prohibited Plant List

Common Name	Scientific Name	Dermatological Issues	Gastrointestinal Issues	Respiratory Issues	Can Cause Death	County Prohibited	Undesirable
Castor Bean	<i>Ricinus communis</i>	Yes		Yes	Yes		
Catclaw Mimosa	<i>Mimosa pigra</i>					Yes	
Centipede tongavine or Golden Pothos Vine	<i>Epipremnum pinnatum</i>	Yes					
Chinaberry	<i>Melia azedarach</i>				Yes		
Chinese Tallow	<i>Sapium sebiferum</i>		Yes			Yes	
Chrysanthemum	<i>Chrysanthemum coronarium</i>	Yes					
Citrus	Citrus	Yes					
Coconut Palm	<i>Cocos nucifera</i>						Yes
Coneflower	<i>Echinacea</i>	Yes					
Coralbean	<i>Erythrina flabelliformis</i>				Yes		
Crape Myrtle	<i>Lagerstroemia indica</i>		Yes				
Crown of Thorns	<i>Euphorbia milii</i> or <i>Koeberlinia spinosa</i>	Yes					Yes
Crucifixion Thorn	<i>Koeberlinia spinosa</i>	Yes					
Datura	<i>Datura stramonium</i>			Yes	Yes		
Dieffenbachia (Dumb Cane)	<i>Dieffenbachia picta</i>		Yes				
Dwarf Date Palm	<i>Phoenix roebelenii</i>	Yes					Yes
Dog Fennel	<i>Eupatorium capillifolium</i>	Yes					
Ear-Leaf Acacia	<i>Acacia auriculiformis</i>					Yes	
Elderberry	<i>Sambucus nigra</i>		Yes				

PBCSD - Prohibited Plant List

Common Name	Scientific Name	Dermatological Issues	Gastrointestinal Issues	Respiratory Issues	Can Cause Death	County Prohibited	Undesirable
Elephant Ear	Colocasia esculenta		Yes				
Eucalyptus	Eucalyptus globus	Yes	Yes	Yes			
Ficus (all except Green Island Ficus or Fig)	Ficus	Yes					
Firethorn	Pyracantha		Yes				
Fishtail Palm	Caryota mitis	Yes					
Flame Lily	Gloriosa superba		Yes				
Florida Holly (Brazilian Pepper)	Schinus terebinthifolius	Yes		Yes			
Gaillardia	Gaillardia aristata	Yes					
Garden Huckleberry	Solanum melanocerasum		Yes		Yes		
Ginkgo	Ginkgo biloba	Yes					
Gladiolus	Gladiolus		Yes				
Holly (except Dahoon Holly and Yaupon Holly)	Ilex		Yes				
Honeysuckle	Lonicera				Yes		
Hot Pepper Species	Capsicum annum	Yes	Yes	Yes			Yes
Hydrangea	Hydrangea macrophylla		Yes				
Ivy	Hedera helix		Yes				
Kudzu	Pueraria lobata					Yes	
Lantana	Lantana camara				Yes		
Mahogany	Swietenia mahagoni	Yes	Yes				Yes
Mandevilla	Mandevilla amabilis	Yes	Yes				

PBCSD - Prohibited Plant List

Common Name	Scientific Name	Dermatological Issues	Gastrointestinal Issues	Respiratory Issues	Can Cause Death	County Prohibited	Undesirable
Mango	Mangifera indica	Yes					
Melaleuca (Punk Tree)	Melaleuca quinquenervia	Yes		Yes		Yes	
Mistletoe	Viscum album				Yes		
Morning Glory	Ipomoea purpurea		Yes				
Natal Plum	Carissa macrocarpa	Yes			Yes		Yes
Night Blooming Jasmine	Cestrum nocturnum	Yes	Yes			Yes	
Okra	Abelmoschus esculentus	Yes				Yes	
Old World Climbing Fern	Lygodium microphyllum					Yes	
Oleander	Nerium oleander			Yes	Yes		
Oyster Plant	Tradescantia spathacea	Yes			Yes		Yes
Pencil Cactus	Euphorbia tirucalli	Yes				Yes	
Periwinkle	Littorina littorea			Yes			
Philodendron	Philodendron selloum		Yes				
Pineapple	Ananas comosus	Yes					
Plum pine	Podocarpus elatus		Yes				
Plumeria	Plumeria	Yes					
Podocarpus	Podocarpus macrophyllus		Yes				
Poinsettia	Euphorbia pulcherrima	Yes					



PBCSD - Prohibited Plant List

Common Name	Scientific Name	Dermatological Issues	Gastrointestinal Issues	Respiratory Issues	Can Cause Death	County Prohibited	Undesirable
Poison Ivy, Poison Oak, Poison Sumac	Toxicodendron radicans, Toxicodendron diversilobum, Toxicodendron vernix	Yes		Yes			
Pokeweed	Phytolacca americana				Yes		
Potato	Solanum tuberosum				Yes		
Pride of Barbados	Caesalpinia pulcherrima		Yes				
Privet (except Florida Privet)	Ligustrum		Yes	Yes			
Pyracantha (Firethorn)	Pyracantha spp.						Yes
Rosary Pea	Abrus precatorius				Yes		
Schefflera (except Dwarf Schefflera)	Schefflera actinophylla					Yes	
Snapdragon	Ruellia tuberosa	Yes					Yes
Trumpet Creeper	Campsis radicans	Yes					
Tung Oil Tree	Vernicia fordii	Yes	Yes				
Yew	Taxus baccata				Yes		



SCHOOL CURRICULUM and GARDEN CONNECTIONS

School gardens provide many connections to schools. Gardens may be incorporated into afterschool programs, garden clubs, culinary programs, science, math, and reading classes. Art programs can use gardens as opportunities for learning and inspiration, as well as a place to display work.

Florida Agriculture in the Classroom, Inc. has provided a curriculum that can be used to support education in the garden. The curriculum can be downloaded from the web address below.



Florida Agriculture in the Classroom, Inc.:

<http://faitc.org/teachers/gardening-for-grades/>

The Junior Master Gardener Curriculum engages children in novel, hands-on group and individual learning experiences that promote a love of gardening, an appreciation for the environment, and cultivate the mind. Curriculum may be ordered at the web address below.

Junior Master Gardener:

<http://jmgkids.us/curriculum/>



SUN SAFETY TIPS

While the sun is vital for our gardens, it can be very harmful to our skin. The rays of the sun are very strong, especially in South Florida. Whenever spending time in the sun be mindful to protect the skin. Below are tips to teach children about sun safety.



SEEK SHADE

When possible, begin garden activities in the morning, before **10am** and after **4pm** to minimize sun exposure.



DRESS APPROPRIATELY

Wear long sleeves, pants, a hat and sunglasses when spending time in the garden.



WEAR SUNSCREEN

30 SPF or higher is preferred, when possible, apply **20** minutes before going into the garden, reapply as necessary. *Remember to apply sunscreen to the face, lips and ears.*

For more sunscreen tips visit:

<http://www.ewg.org/2015sunscreen/>

resources

Butterfly Gardens
<http://edis.ifas.ufl.edu/uw057>

Composting
<http://edis.ifas.ufl.edu/ep323>

Department of Communications and Engagement
www.palmbeachschools.org/communications
(561) 434-8228

Environmental & Conservation Services Department
<http://www.palmbeachschools.org/ecs/>
(561) 684-5154 or PX: 4-5154

Florida Agriculture in the Classroom, Inc.
<http://faitc.org/teachers/gardening-for-grades/>

Garden Club of America
<http://www.gcamerica.org>

Garden Grants
<http://www.gardenabcs.com/Grants.html>

Junior Master Gardener Program
<http://jmgkids.us/curriculum/>

Maintenance & Plant Operations Department
<http://www.palmbeachschools.org/facilitieservices/index.asp>
Grounds Dept: (561) 687-7089 or PX: 2-7089

Program Management Department
<http://www.palmbeachschools.org/pm/index.asp>

School Food Service Department (SFS)
<http://www.palmbeachschools.org/sfs/>
(561) 383-2000

SFS - Garden Webpage
<http://www.palmbeachschools.org/sfs/gardens.asp>

SFS - School Garden Guide
<http://www.palmbeachschools.org/sfs/downloads.asp>
(561) 383-2000

Slow Food USA - National School Garden Program
<http://gardens.slowfoodusa.org/resources~>

Soil and Fertilizer Management for Vegetable Growing in Florida
<http://edis.ifas.ufl.edu/cv101>

Sun Safety - Richard David Kann Melanoma Foundation
<http://www.melanomafoundation.com>
(561) 655-9655

UF/IFAS PBC Cooperative Extension Service
<http://www.pbcgov.com/coextension>

Master Gardeners: (561) 233-1750

Hydroponics: (561) 233-1715





"The love of gardening is a seed once sown never dies".

- Gertrude Jekyll



The School Garden Development Guide was developed by the following departments of the Division of Support Operations:

- School Food Service
- Maintenance & Plant Operations
- Environmental & Conservation Services



"Teaching kids how to feed themselves and how to live in a community responsibly is the center of an education."
- Alice Waters

A heartfelt thank you to the University of Florida/IFAS Palm Beach County Cooperative Extension office for their help to develop this publication.

For a copy of this publication, please contact the School Food Service Department at (561) 383-2000

notes

Lined writing area on the left page of the notebook.

Lined writing area on the right page of the notebook.



THE PALM BEACH COUNTY SCHOOL BOARD
(SEEN BELOW LEFT TO RIGHT)

Chuck Shaw, Chairman

Frank A. Barbieri, Jr., Esq., Vice Chairman

Marcia Andrews

Debra Robinson, M.D.

Karen M. Brill

Erica Whitfield

Mike Murgio

Dr. Robert Avossa
Superintendent



FY16

School Garden
development guide



PBCSD - FY16 Edition

